

We, Chris Hershey and Wendy M. Flanigan, Directors of Elections for the Platte County Board of Election Commissioners, election authority of the County of Platte, hereby certify the above and foregoing to be a true, correct and complete abstract of all the votes cast in said County for the

City of Kansas City

during the General Municipal Election held on the Eighteenth day of June 2019, as shown by the returns made to the office by the judges of election of the different voting precincts in said County, and as verified by the Verification Board on the Twenty-First day of June 2019, as provided in Section 115.507 and 115.499(1)
RSMo

IN TESTIMONY WHEREOF, we hereunto set our hands and affix the seal of the Platte County Board of Election Commissioners at our office in Platte City, Missouri, this
Twenty-First day of June 2019.



Chris Hershey

Wendy M. Flanigan


PLATTE COUNTY BOARD OF ELECTION COMMISSIONERS


STATE OF MISSOURI)
)
COUNTY OF PLATTE)

We, Diane M. Pickman, Kurt Killen, Edward P. Davis, and Stephen Foster being qualified voters of Platte County and per Statute section 115.499(1) RSMo 1986, the Verification Board, hereby certify the attached results are a true, correct and complete abstract of all votes cast in said County at the City of Kansas City General Election held on June 18, 2019, as shown by the returns made to the Board of Election Commissioners Office by the various and respective precincts, and the absentee ballots, for the said election on all issues and questions submitted thereon.

IN TESTIMONY WHEREOF, we hereunto subscribe our signatures.



Diane M. Pickman
Democratic Board Member



Stephen Foster
Democratic Board Member


Republican Board Member


Republican Board Member

Subscribed and Sworn to before me this 21st day of June, 2019.


Director of Elections


Director of Elections

(SEAL)

Statement of Votes Cast
 City of Kansas City
 General Municipal Election
 June 18, 2019
 Kansas City General Municipal 2019
 Official

Date: 6/19/2019
 Time: 8:13:27 AM

Jurisdiction Wide	Turnout		KC Mayor			Kansas City at large 1st Dist.			Kansas City at large 2nd Dist.				
	Reg. Voters	Ballots Cast	% Turnout	Reg. Voters	Total Votes	Jolie L. Justus (NP)	Quinton Lucas (NP)	Reg. Voters	Total Votes	Kevin B. O'Neill (NP)	Reg. Voters	Total Votes	Teresa Loar (NP)
02 Prairie Point / 32 Tiffany Springs	4390	763	17.38%	4390	751	416	335	4390	552	562	4390	569	569
04 Houston Lake / 37 Southeast	3803	713	18.75%	3803	704	355	348	3803	492	492	3803	505	505
08 Platte Woods / 36 Park Hill	1415	254	17.95%	1415	250	120	130	1415	189	189	1415	184	184
11 Embassy	1569	383	24.41%	1569	378	208	170	1569	246	246	1569	263	263
30 Ferrelview/31 Mid-Continent/33 Linkville	1557	316	20.30%	1557	315	172	143	1557	221	221	1557	231	231
34 Barry East	3384	710	20.98%	3384	704	389	315	3384	504	504	3384	526	526
35 Northern Heights	2744	553	20.15%	2744	550	294	256	2744	406	406	2744	417	417
38 Line Creek	3209	679	21.16%	3209	673	356	317	3209	476	476	3209	503	503
40 Barry North	3382	586	17.33%	3382	583	297	286	3382	414	414	3382	433	433
41 Park Hill North	2777	580	20.89%	2777	575	307	268	2777	433	433	2777	442	442
42 Barry South	2474	614	24.82%	2474	602	335	267	2474	444	444	2474	459	459
ABSENTEE	-	328	-	0	322	187	135	0	246	246	0	251	251
Total	30704	6479	21.10%	30704	6407	3436	2971	30704	4623	4623	30704	4783	4783

Diane M. Fox Mayor
Stephen Foster
[Signature]
[Signature]

Kansas City at large 3rd Dist.

Kansas City at large 4th Dist.

Jurisdiction Wide	Reg. Voters		Total Votes		Brandon Ellington (NP)		Wallace Hartsfield, II (NP)		Reg. Voters		Total Votes		Katheryn Shields (NP)		Robert Westfall (NP)	
	Reg. Voters	Total Votes	Brandon Ellington (NP)	Wallace Hartsfield, II (NP)	Reg. Voters	Total Votes	Katheryn Shields (NP)	Robert Westfall (NP)	Reg. Voters	Total Votes	Katheryn Shields (NP)	Robert Westfall (NP)				
02 Prairie Point / 32 Tiffany Springs	4390	616	374	60.71%	242	39.29%	4390	662	456	68.88%	206	31.12%				
04 Houston Lake / 37 Southeast	3803	538	323	60.04%	215	39.96%	3803	594	427	71.89%	167	28.11%				
08 Platte Woods / 36 Park Hill	1415	209	122	58.37%	87	41.63%	1415	222	165	74.32%	57	25.68%				
11 Embassy	1569	259	154	59.46%	105	40.54%	1569	298	205	68.79%	93	31.21%				
30 Ferrelview/31 Mid-Continent/33 Linkville	1557	247	125	50.61%	122	49.39%	1557	277	203	73.29%	74	26.71%				
34 Barry East	3384	552	329	59.60%	223	40.40%	3384	586	423	72.18%	163	27.82%				
35 Northern Heights	2744	434	258	59.45%	176	40.55%	2744	476	341	71.64%	135	28.36%				
38 Line Creek	3209	580	306	57.74%	224	42.26%	3209	577	410	71.06%	167	28.94%				
40 Barry North	3382	462	266	57.58%	196	42.42%	3382	497	376	75.65%	121	24.35%				
41 Park Hill North	2777	474	287	60.55%	187	39.45%	2777	510	360	70.59%	150	29.41%				
42 Barry South	2474	478	294	61.51%	184	38.49%	2474	527	353	66.98%	174	33.02%				
ABSENTEE	0	276	175	63.41%	101	36.59%	0	297	213	71.72%	84	28.28%				
Total	30704	5075	3013	59.37%	2082	40.63%	30704	5523	3932	71.19%	1591	28.81%				

Kansas City at large 5th Dist.

Kansas City at large 6th Dist.

Jurisdiction Wide	Lee Barnes, Jr. (NP)		Dwayne Williams (NP)		Reg. Voters	Total Votes		Reg. Voters	Andrea Bough (NP)		Stacey Johnson-Cosby (NP)	
	Reg. Voters	Total Votes	Reg. Voters	Total Votes		Reg. Voters	Total Votes		Reg. Voters	Total Votes		
02 Prairie Point / 32 Tiffany Springs	4390	606	353	58.25%	253	41.75%	4390	625	387	61.92%	238	38.08%
04 Houston Lake / 37 Southeast	3803	532	322	60.53%	210	39.47%	3803	549	335	61.02%	214	38.98%
08 Platte Woods / 36 Park Hill	1415	203	130	94.04%	73	35.96%	1415	210	139	66.19%	71	33.81%
11 Embassy	1569	262	174	66.41%	88	33.59%	1569	274	166	60.58%	108	39.42%
30 Ferrelview/31 Mid-Continent/33 Linkville	1557	239	180	66.95%	79	33.05%	1557	248	150	60.48%	98	39.52%
34 Barry East	3384	547	339	61.97%	208	38.03%	3384	552	349	63.22%	203	36.78%
35 Northern Heights	2744	430	274	63.72%	156	36.28%	2744	445	274	61.57%	171	38.43%
38 Line Creek	3209	516	332	64.34%	184	35.66%	3209	533	330	61.91%	203	38.09%
40 Barry North	3382	450	276	61.33%	174	38.67%	3382	484	282	60.78%	182	39.22%
41 Park Hill North	2777	465	272	58.49%	193	41.51%	2777	474	277	58.44%	197	41.56%
42 Barry South	2474	464	322	69.40%	142	30.60%	2474	497	332	66.80%	165	33.20%
ABSENTEE	0	270	167	61.85%	103	38.15%	0	275	159	57.82%	116	42.18%
Total	30704	4984	3121	62.62%	1863	37.38%	30704	5146	3180	61.80%	1966	38.20%

Jurisdiction Wide	Kansas City 2nd Dist.			Judge Carter								
	Reg. Voters	Total Votes	Dan Fowler (NP)	Kevin M. McEvoy (NP)	Reg. Voters	Total Votes	YES	NO				
02 Prairie Point / 32 Tiffany Springs	4390	690	508	73.82%	182	26.38%	4390	651	422	64.82%	229	35.18%
04 Houston Lake / 37 Southeast	3803	637	499	78.34%	138	21.66%	3803	581	392	67.47%	189	32.53%
08 Platte Woods / 36 Park Hill	1415	217	167	76.96%	50	23.04%	1415	217	136	62.67%	81	37.33%
11 Embassy	1569	325	237	72.92%	88	27.08%	1569	287	205	71.43%	82	28.57%
30 Ferrelview/31 Mid-Continent/33 Linkville	1557	268	209	77.99%	59	22.01%	1557	260	171	65.77%	89	34.23%
34 Barry East	3384	628	490	78.03%	138	21.97%	3384	581	388	66.78%	193	33.22%
35 Northern Heights	2744	491	374	76.17%	117	23.83%	2744	471	306	64.97%	165	35.03%
38 Line Creek	3209	585	452	75.97%	143	24.03%	3209	533	372	69.79%	161	30.21%
40 Barry North	3382	522	374	71.65%	148	28.35%	3382	482	344	71.37%	138	28.63%
41 Park Hill North	2777	524	378	72.14%	146	27.86%	2777	493	320	64.91%	173	35.09%
42 Barry South	2474	551	407	73.87%	144	26.13%	2474	510	364	71.37%	146	28.63%
ABSENTEE	0	288	209	72.57%	79	27.43%	0	284	197	69.37%	87	30.63%
Total	30704	5736	4304	75.03%	1432	24.97%	30704	5350	3617	67.61%	1733	32.39%

Jurisdiction Wide	Judge Locascio		Judge Wachal	
	Reg. Voters	Total Votes	Reg. Voters	Total Votes
02 Prairie Point / 32 Tiffany Springs	4390	652	4390	657
04 Houston Lake / 37 Southeast	3803	578	3803	577
08 Platte Woods / 36 Park Hill	1415	220	1415	219
11 Embassy	1569	286	1569	286
30 Ferrelview/31 Mid-Continent/33 Linkville	1557	262	1557	259
34 Barry East	3384	580	3384	584
35 Northern Heights	2744	470	2744	469
38 Line Creek	3209	535	3209	536
40 Barry North	3382	481	3382	485
41 Park Hill North	2777	492	2777	494
42 Barry South	2474	512	2474	514
ABSENTEE	0	284	0	284
Total	30704	5352	30704	5364
		3568		3731
		66.48%		69.56%
		1794		1633
		33.52%		30.44%
		64.11%		67.12%
		35.89%		32.88%
		67.13%		69.84%
		32.87%		30.16%
		61.36%		68.95%
		38.64%		31.05%
		70.28%		73.78%
		29.72%		26.22%
		65.27%		69.50%
		34.73%		30.50%
		64.83%		67.29%
		35.17%		32.71%
		64.47%		66.74%
		35.53%		33.26%
		69.53%		71.08%
		30.47%		28.92%
		70.69%		73.81%
		29.31%		26.19%
		61.79%		65.99%
		38.21%		34.01%
		69.14%		72.37%
		30.86%		27.63%
		69.01%		71.13%
		30.99%		28.87%

Statement of Votes Cast
 City of Kansas City
 General Municipal Election
 June 18, 2019
 Kansas City General Municipal 2019
 Official

Date: 6/19/2019
 Time: 8:13:27 AM

Jurisdiction Wide	Judge Ludwig				Judge Bland							
	Reg. Voters	Total Votes	YES	NO	Reg. Voters	Total Votes	YES	NO				
02 Prairie Point / 32 Tiffany Springs	4390	632	398	62.97%	234	37.03%	4390	629	391	62.16%	238	37.84%
04 Houston Lake / 37 Southeast	3803	567	380	67.02%	187	32.98%	3803	568	374	65.85%	194	34.15%
08 Platte Woods / 36 Park Hill	1415	214	139	64.95%	75	35.05%	1415	215	142	66.05%	73	33.95%
11 Embassy	1569	281	202	71.89%	79	28.11%	1569	279	200	71.68%	79	28.32%
30 Ferrelview/31 Mid-Continent/33 Linkville	1557	251	188	66.93%	83	33.07%	1557	250	166	66.40%	84	33.60%
34 Barry East	3384	559	369	66.01%	190	33.99%	3384	562	371	66.01%	191	33.99%
35 Northern Heights	2744	470	300	63.83%	170	36.17%	2744	462	297	64.29%	165	35.71%
38 Line Creek	3209	524	355	67.75%	169	32.25%	3209	523	355	67.88%	168	32.12%
40 Barry North	3392	468	332	70.94%	136	29.06%	3392	468	324	69.23%	144	30.77%
41 Park Hill North	2777	488	309	63.32%	179	36.68%	2777	485	303	62.47%	182	37.53%
42 Barry South	2474	503	355	70.58%	148	29.42%	2474	500	355	71.00%	145	29.00%
ABSENTEE	0	278	192	69.06%	86	30.94%	0	279	192	68.82%	87	31.18%
Total	30704	5235	3499	66.84%	1736	33.16%	30704	5220	3470	66.48%	1750	33.52%

Jurisdiction Wide	Judge Emke		Judge Labella	
	Reg. Voters	Total Votes	Reg. Voters	Total Votes
02 Prairie Point / 32 Tiffany Springs	4390	639	4390	638
04 Houston Lake / 37 Southeast	3803	571	3803	572
08 Platte Woods / 36 Park Hill	1415	213	1415	213
11 Embassy	1569	279	1569	280
30 Ferrelview/31 Mid-Continent/33 Linkville	1557	250	1557	253
34 Barry East	3384	561	3384	566
35 Northern Heights	2744	468	2744	488
38 Line Creek	3209	525	3209	524
40 Barry North	3382	472	3382	479
41 Park Hill North	2777	487	2777	489
42 Barry South	2474	504	2474	505
ABSENTEE	0	279	0	278
Total	30704	5248	30704	5265
		3691		3744
		70.33%		71.11%
		1557		1521
		29.67%		28.89%
		66.51%		68.81%
		70.58%		71.85%
		71.36%		70.42%
		73.84%		75.71%
		70.80%		71.54%
		68.09%		69.26%
		65.60%		66.24%
		71.43%		71.95%
		75.42%		74.74%
		69.40%		68.12%
		72.62%		74.06%
		73.12%		72.66%
		70.33%		71.11%
		1557		1521
		29.67%		28.89%

Statement of Votes Cast
 City of Kansas City
 General Municipal Election
 June 18, 2019
 Kansas City General Municipal 2019
 Official

Date: 6/19/2019
 Time: 8:13:27 AM

Question 1

	Reg. Voters	Total Votes	YES	NO
Jursidiction Wide				
02 Prairie Point / 32 Tiffany Springs	4390	740	284	38.38%
04 Houston Lake / 37 Southeast	3803	685	279	40.73%
08 Platte Woods / 36 Park Hill	1415	248	115	46.37%
11 Embassy	1569	371	132	35.58%
30 Ferrelview/31 Mid-Continent/33 Linkville	1557	307	110	35.83%
34 Barry East	3384	688	282	40.89%
35 Northern Heights	2744	532	200	37.59%
38 Line Creek	3209	661	258	39.03%
40 Barry North	3382	567	222	39.15%
41 Park Hill North	2777	568	225	39.61%
42 Barry South	2474	599	238	39.73%
ABSENTEE	0	312	197	63.14%
Total	30704	6278	2542	40.49%
			3736	59.51%