

BOB NANCE, CHAIRMAN
BLAKE SHERER, MEMBER
JON M. KREBBS, ATTORNEY
PATTY LAMB, DIRECTOR



THELMA CRAWFORD, SECRETARY
ANTHONY BOLOGNA, MEMBER
STEVEN B. SALMON, ATTORNEY
TIFFANY ELLISON, DIRECTOR

**CLAY COUNTY
BOARD OF ELECTION COMMISSIONERS**

100 W. Mississippi Street. Liberty, MO 64068 Phone: 816-415-8683 Fax: 816-792-5334
www.claycoelections.com

Marilyn Sanders
City of Kansas City
25th Floor, City Hall
414 E. 12th St.
Kansas City, MO 64106


June 24, 2019


Certification of Election

The Clay County Board of Election Commissioners hereby certifies the attached document/s to be a true, correct and complete abstract of all the votes cast in Clay County in the City of Kansas City at the Kansas City Municipal General Election held on June 18, 2019, as shown by the returns made from the precincts in said district within Clay County, and as verified by the verification board.

IN TESTIMONY WHEREOF, I hereunto set my hand and affix the seal of the County at the Board of Election Commissioners office in Liberty, Missouri.

(SEAL)


Patty Lamb
Director


Tiffany Ellison
Director

Election Summary Report
 KANSAS CITY MUNICIPAL GENERAL ELECTION
 CLAY COUNTY, MISSOURI
 TUESDAY, JUNE 18, 2019
 ELECTION RESULTS
 OFFICIAL RESULTS

Date: 6/24/2019
 Time: 1:55:19 PM CDT
 Page 1/3

Registered Voters 85,803 - Total Ballots 14,569 : 16.98%

35 of 35 Precincts Reporting 100.00%

KANSAS CITY MAYOR		
Number of Precincts	35	
Precincts Reporting	35	100.00%
Vote For 1		
Total Votes	14,355	
JOLIE L. JUSTUS	7,302	50.87%
QUINTON LUCAS	7,053	49.13%

KANSAS CITY 4TH DISTRICT COUNCILMEMBER AT-LARGE		
Number of Precincts	35	
Precincts Reporting	35	100.00%
Vote For 1		
Total Votes	12,604	
KATHERYN SHIELDS	8,697	69.00%
ROBERT WESTFALL	3,907	31.00%

KANSAS CITY 1ST DISTRICT COUNCILMEMBER AT-LARGE		
Number of Precincts	35	
Precincts Reporting	35	100.00%
Vote For 1		
Total Votes	10,498	
KEVIN B. O'NEILL	10,498	100.00%

KANSAS CITY 5TH DISTRICT COUNCILMEMBER AT-LARGE		
Number of Precincts	35	
Precincts Reporting	35	100.00%
Vote For 1		
Total Votes	11,698	
LEE BARNES, JR.	7,353	62.86%
DWAYNE WILLIAMS	4,345	37.14%

KANSAS CITY 2ND DISTRICT COUNCILMEMBER AT-LARGE		
Number of Precincts	35	
Precincts Reporting	35	100.00%
Vote For 1		
Total Votes	10,630	
TERESA LOAR	10,630	100.00%

KANSAS CITY 6TH DISTRICT COUNCILMEMBER AT-LARGE		
Number of Precincts	35	
Precincts Reporting	35	100.00%
Vote For 1		
Total Votes	11,973	
ANDREA BOUGH	7,556	63.11%
STACEY JOHNSON-COSBY	4,417	36.89%

KANSAS CITY 3RD DISTRICT COUNCILMEMBER AT-LARGE		
Number of Precincts	35	
Precincts Reporting	35	100.00%
Vote For 1		
Total Votes	11,786	
BRANDON ELLINGTON	6,618	56.15%
WALLACE HARTSFIELD, II	5,168	43.85%

KANSAS CITY 1ST DISTRICT COUNCILMEMBER		
Number of Precincts	31	
Precincts Reporting	31	100.00%
Vote For 1		
Total Votes	7,293	
HEATHER HALL	7,293	100.00%

Registered Voters 85,803 - Total Ballots 14,569 : 16.98%

35 of 35 Precincts Reporting 100.00%

KANSAS CITY 2ND DISTRICT COUNCILMEMBER		
Number of Precincts	11	
Precincts Reporting	11	100.00%
Vote For 1		
Total Votes	3,152	
DAN FOWLER	1,823	57.84%
KEVIN M. McEVOY	1,329	42.16%

RETAIN MUNICIPAL JUDGE WACHAL		
Number of Precincts	35	
Precincts Reporting	35	100.00%
Total Votes		
	11,993	
YES	7,849	65.45%
NO	4,144	34.55%

KANSAS CITY 4TH DISTRICT COUNCILMEMBER		
Number of Precincts	4	
Precincts Reporting	4	100.00%
Vote For 1		
Total Votes	1,110	
GEOFF JOLLEY	626	56.40%
ERIC BUNCH	484	43.60%

RETAIN MUNICIPAL JUDGE LUDWIG		
Number of Precincts	35	
Precincts Reporting	35	100.00%
Total Votes		
	11,998	
YES	7,562	63.03%
NO	4,436	36.97%

RETAIN MUNICIPAL JUDGE CARTER		
Number of Precincts	35	
Precincts Reporting	35	100.00%
Total Votes		
	12,037	
YES	7,634	63.42%
NO	4,403	36.58%

RETAIN MUNICIPAL JUDGE BLAND		
Number of Precincts	35	
Precincts Reporting	35	100.00%
Total Votes		
	11,856	
YES	7,470	63.01%
NO	4,386	36.99%

RETAIN MUNICIPAL JUDGE LOCASCIO		
Number of Precincts	35	
Precincts Reporting	35	100.00%
Total Votes		
	12,023	
YES	7,494	62.33%
NO	4,529	37.67%

RETAIN MUNICIPAL JUDGE EMKE		
Number of Precincts	35	
Precincts Reporting	35	100.00%
Total Votes		
	11,863	
YES	7,845	66.13%
NO	4,018	33.87%

Registered Voters 85,803 - Total Ballots 14,569 : 16.98%

35 of 35 Precincts Reporting 100.00%

RETAIN MUNICIPAL JUDGE LABELLA

Number of Precincts	35	
Precincts Reporting	35	100.00%
Total Votes	11,890	
YES	7,959	66.94%
NO	3,931	33.06%

RETAIN MUNICIPAL JUDGE PETERSON

Number of Precincts	35	
Precincts Reporting	35	100.00%
Total Votes	11,839	
YES	7,782	65.73%
NO	4,057	34.27%

RETAIN MUNICIPAL JUDGE WILCHER

Number of Precincts	35	
Precincts Reporting	35	100.00%
Total Votes	11,816	
YES	7,334	62.07%
NO	4,482	37.93%

KANSAS CITY QUESTION 1

Number of Precincts	35	
Precincts Reporting	35	100.00%
Total Votes	14,138	
YES	5,858	41.43%
NO	8,280	58.57%

Statement of Votes Cast
 KANSAS CITY MUNICIPAL GENERAL ELECTION
 CLAY COUNTY, MISSOURI
 TUESDAY, JUNE 18, 2019
 ELECTION RESULTS
 OFFICIAL

Date: 6/24/2019
 Time: 2:03:09 PM CDT

Jurisdiction	KANSAS CITY MAYOR			KANSAS CITY 1ST DISTRICT COUNCILMEMBER AT-			KANSAS CITY 2ND DISTRICT COUNCILMEMBER AT-						
	Reg. Voters	Ballots Cast	% Turnout	Reg. Voters	Total Votes	JOLIE L. JUSTUS	Reg. Voters	Total Votes	KEVIN B. O'NEILL	Reg. Voters	Total Votes	TERESA LOAR	
Jurisdiction Wide	3547	439	12.38%	3547	433	194	44.80%	239	55.20%	3547	331	331	100.00%
21 GALLATIN 1	4141	891	21.52%	4141	876	467	53.31%	409	46.69%	4141	596	596	100.00%
21 GALLATIN 2	2021	318	13.81%	2021	274	153	55.84%	121	44.16%	2021	194	199	100.00%
21 GALLATIN 3	1700	318	18.71%	1700	315	160	50.79%	155	49.21%	1700	210	220	100.00%
21 GALLATIN 4	2541	549	21.61%	2541	536	299	55.78%	237	44.22%	2541	395	403	100.00%
21 GALLATIN 5	1684	264	15.68%	1684	259	154	59.48%	105	40.54%	1684	184	194	100.00%
21 GALLATIN 6	1494	294	19.68%	1494	287	139	48.43%	148	51.57%	1494	206	209	100.00%
21 GALLATIN 7	1507	297	19.71%	1507	290	172	59.31%	118	40.69%	1507	208	206	100.00%
21 GALLATIN 8	1622	245	15.10%	1622	242	119	49.17%	123	50.83%	1622	183	183	100.00%
21 GALLATIN 9	2583	629	24.35%	2583	619	328	53.15%	290	46.85%	2583	451	464	100.00%
21 GALLATIN 10	1545	170	11.00%	1545	187	88	52.69%	79	47.31%	1545	121	122	100.00%
21 GALLATIN 11	3542	569	16.08%	3542	564	302	53.55%	262	46.45%	3542	415	404	100.00%
21 CHOUREAU 12	2799	537	19.19%	2799	529	251	47.45%	278	52.55%	2799	381	383	100.00%
21 CHOUREAU 13	1627	257	15.80%	1627	254	142	55.91%	112	44.09%	1627	189	196	100.00%
21 GALLATIN 14	2744	301	10.97%	2744	299	144	48.16%	155	51.84%	2744	216	220	100.00%
21 CHOUREAU 15	2852	444	15.36%	2852	438	206	47.03%	232	52.97%	2852	321	318	100.00%
21 CHOUREAU 16	4246	652	15.36%	4246	645	305	47.29%	340	52.71%	4246	471	483	100.00%
21 CHOUREAU 17	2697	346	12.83%	2697	340	193	56.76%	147	43.24%	2697	283	284	100.00%
21 CHOUREAU 18	1404	247	17.59%	1404	246	144	58.54%	102	41.46%	1404	185	188	100.00%
21 CHOUREAU 19	1786	464	25.98%	1786	460	249	54.13%	211	45.87%	1786	348	347	100.00%
21 GALLATIN 20	2378	428	18.00%	2378	419	228	54.42%	191	45.56%	2378	311	313	100.00%
21 CHOUREAU 21	99	26	26.26%	99	26	13	50.00%	13	50.00%	99	21	19	100.00%
21 CHOUREAU 22	1519	146	9.61%	1519	146	73	50.00%	73	50.00%	1519	107	105	100.00%
21 GALLATIN 23	1540	235	15.26%	1540	230	131	56.96%	99	43.04%	1540	175	179	100.00%
21 GALLATIN 24	1472	288	19.57%	1472	283	137	48.41%	146	51.59%	1472	183	196	100.00%
21 GALLATIN 25	4302	797	18.53%	4302	786	387	49.24%	398	50.76%	4302	573	577	100.00%
21 CHOUREAU 26	2815	340	12.08%	2815	337	128	37.98%	209	62.02%	2815	247	247	100.00%
21 LIBERTY 1-27	3914	550	14.05%	3914	543	275	50.64%	268	49.36%	3914	388	399	100.00%
21 LIBERTY 2-28	4046	566	13.99%	4046	558	245	43.91%	313	56.09%	4046	423	429	100.00%
21 PLATTE 1-29	2000	255	12.75%	2000	254	120	47.24%	134	52.76%	2000	196	195	100.00%
21 LIBERTY 4-30	4200	529	12.60%	4200	523	207	39.58%	316	60.42%	4200	380	387	100.00%
21 LIBERTY 5-31	1773	293	16.53%	1773	290	149	51.38%	141	48.62%	1773	221	229	100.00%
21 LIBERTY 6-32	3317	548	16.52%	3317	543	277	51.01%	266	48.99%	3317	398	384	100.00%
21 LIBERTY 3-77	4346	593	13.64%	4346	584	257	44.01%	327	55.99%	4346	440	447	100.00%
21 CHOUREAU 27-78		783		0	760	465	61.18%	295	38.82%	0	567	591	100.00%
Total	85803	14569	16.98%	85803	14355	7302	50.87%	7053	49.13%	85803	10498	10630	100.00%

Jurisdiction	KANSAS CITY 3RD DISTRICT COUNCILMEMBER AT-LARGE			KANSAS CITY 4TH DISTRICT COUNCILMEMBER AT-LARGE							
	Reg. Voters	Total Votes	BRANDON ELLINGTON	WALLACE HARTSFIELD, II	Reg. Voters	Total Votes	KATHERYN SHIELDS	ROBERT WESTFALL			
21 GALLATIN 1	3547	379	204	175	46.17%	3547	390	275	70.51%	115	28.49%
21 GALLATIN 2	4141	712	369	343	48.17%	4141	780	566	72.56%	214	27.44%
21 GALLATIN 3	2021	222	134	88	39.64%	2021	242	167	69.01%	75	30.99%
21 GALLATIN 4	1700	246	150	96	39.02%	1700	268	197	73.23%	72	26.77%
21 GALLATIN 5	2541	438	266	172	39.27%	2541	483	338	69.88%	145	30.02%
21 GALLATIN 6	1684	202	115	87	43.07%	1684	219	162	73.97%	57	26.03%
21 GALLATIN 7	1494	242	135	107	44.21%	1494	251	166	66.14%	85	33.86%
21 GALLATIN 8	1507	230	135	95	41.30%	1507	250	176	70.40%	74	29.60%
21 GALLATIN 9	1622	203	104	99	48.77%	1622	208	148	71.15%	60	28.85%
21 GALLATIN 10	2583	504	293	211	41.87%	2583	545	390	71.56%	155	28.44%
21 GALLATIN 11	1545	140	96	44	31.43%	1545	150	106	70.67%	44	29.33%
21 CHOUTEAU 12	3542	456	250	206	45.18%	3542	488	350	71.57%	139	28.43%
21 CHOUTEAU 13	2799	412	234	178	43.20%	2799	460	292	63.48%	168	36.52%
21 GALLATIN 14	1627	213	124	89	41.78%	1627	224	164	73.21%	60	26.79%
21 GALLATIN 15	2744	260	164	96	36.92%	2744	267	178	66.67%	89	33.33%
21 CHOUTEAU 16	2852	367	197	170	46.32%	2852	388	275	70.88%	113	29.12%
21 CHOUTEAU 17	4246	512	282	220	42.97%	4246	551	375	68.06%	176	31.94%
21 CHOUTEAU 18	2697	298	170	126	42.57%	2697	312	213	68.27%	99	31.73%
21 CHOUTEAU 19	1404	206	122	84	40.78%	1404	218	150	68.81%	68	31.19%
21 GALLATIN 20	1786	393	231	162	41.22%	1786	404	304	75.25%	100	24.75%
21 CHOUTEAU 21	2378	371	217	154	41.51%	2378	376	254	67.55%	122	32.45%
21 CHOUTEAU 22	99	18	11	8	42.11%	99	20	13	65.00%	7	35.00%
21 GALLATIN 23	1519	124	77	47	37.90%	1519	130	94	72.31%	36	27.69%
21 GALLATIN 24	1540	198	121	77	38.89%	1540	207	135	65.22%	72	34.78%
21 GALLATIN 25	1472	214	120	94	43.93%	1472	232	157	67.67%	75	32.33%
21 CHOUTEAU 26	4302	645	341	304	47.13%	4302	699	459	65.67%	240	34.33%
21 LIBERTY 1-27	2815	277	136	141	50.90%	2815	291	193	66.32%	98	33.68%
21 LIBERTY 2-28	3914	414	227	187	45.17%	3914	459	312	67.97%	147	32.03%
21 PLATTE 1-29	4046	460	246	214	46.52%	4046	491	325	66.19%	166	33.81%
21 LIBERTY 4-30	2000	207	118	89	43.00%	2000	221	153	68.23%	68	30.77%
21 LIBERTY 5-31	4200	420	206	214	50.95%	4200	450	315	70.00%	135	30.00%
21 LIBERTY 6-32	1773	246	132	114	46.34%	1773	258	192	74.42%	66	25.58%
21 LIBERTY 3-77	3317	422	230	192	45.50%	3317	461	298	64.64%	163	35.36%
21 CHOUTEAU 27-78	4346	503	252	251	49.90%	4346	515	335	65.05%	180	34.95%
ABSENTEE	0	633	399	234	36.97%	0	694	470	67.72%	224	32.28%
Total	85803	11786	6618	5168	43.85%	85803	12604	8697	69.00%	3807	31.00%

Statement of Votes Cast
 KANSAS CITY MUNICIPAL GENERAL ELECTION
 CLAY COUNTY, MISSOURI
 TUESDAY, JUNE 18, 2019
 ELECTION RESULTS
 OFFICIAL

Date: 6/24/2019
 Time: 2:03:09 PM CDT

Jurisdiction	KANSAS CITY 5TH DISTRICT COUNCILMEMBER AT-LARGE			KANSAS CITY 6TH DISTRICT COUNCILMEMBER AT-LARGE			KANSAS CITY 1ST DISTRICT COUNCILMEMBER				
	Reg. Voters	Total Votes	LEE BARNES, JR.	DWAYNE WILLIAMS	Reg. Voters	Total Votes	ANDREA BOUGH	STACEY JOHNSON-COSBY	Reg. Voters	Total Votes	HEATHER HALL
21 GALLATIN 1	3547	369	223 60.43%	146 39.57%	3547	379	189 52.51%	180 47.49%			
21 GALLATIN 2	4141	689	432 62.70%	257 37.30%	4141	719	473 65.79%	246 34.21%			
21 GALLATIN 3	2021	213	132 61.97%	81 38.03%	2021	224	131 58.48%	93 41.52%			
21 GALLATIN 4	1700	243	170 69.96%	73 30.04%	1700	254	169 66.54%	85 33.46%	16	213	2 100.00%
21 GALLATIN 5	2541	443	285 64.33%	158 35.67%	2541	456	283 62.06%	173 37.94%	1700	213	213 100.00%
21 GALLATIN 6	1684	203	122 60.10%	81 39.90%	1684	218	163 74.77%	55 25.23%	2541	394	394 100.00%
21 GALLATIN 7	1494	235	154 65.53%	81 34.47%	1494	243	159 65.43%	84 34.57%	1684	188	188 100.00%
21 GALLATIN 8	1507	227	153 67.40%	74 32.60%	1507	237	158 65.82%	81 34.18%	1494	208	208 100.00%
21 GALLATIN 9	1622	195	126 64.62%	69 35.38%	1622	203	128 63.05%	75 36.95%	1507	203	203 100.00%
21 GALLATIN 10	2583	508	324 63.78%	184 36.22%	2583	515	351 68.16%	164 31.84%	1622	180	180 100.00%
21 GALLATIN 11	1545	140	93 66.43%	47 33.57%	1545	141	87 61.70%	54 38.30%	2583	457	457 100.00%
21 CHOUTEAU 12	3542	448	275 61.38%	173 38.62%	3542	454	277 61.01%	177 38.99%	961	72	72 100.00%
21 CHOUTEAU 13	2799	414	250 60.39%	164 39.61%	2799	432	283 65.51%	149 34.49%	3542	422	422 100.00%
21 CHOUTEAU 14	1627	219	142 64.84%	77 35.16%	1627	219	144 66.75%	75 34.25%	918	163	163 100.00%
21 GALLATIN 15	2744	253	155 61.26%	98 38.74%	2744	281	150 57.47%	111 42.53%	1627	195	195 100.00%
21 CHOUTEAU 16	2852	362	191 52.76%	171 47.24%	2852	372	249 66.94%	123 33.06%			
21 CHOUTEAU 17	4246	514	309 60.12%	205 39.88%	4246	525	311 59.24%	214 40.76%	2118	219	219 100.00%
21 CHOUTEAU 18	2697	288	178 61.81%	110 38.19%	2697	293	183 62.46%	110 37.54%	215	32	32 100.00%
21 CHOUTEAU 19	1404	203	117 57.64%	86 42.36%	1404	205	128 62.44%	77 37.56%	2697	268	268 100.00%
21 GALLATIN 20	1786	365	246 63.90%	139 36.10%	1786	397	260 65.49%	137 34.51%	1404	186	186 100.00%
21 CHOUTEAU 21	2378	364	228 62.64%	136 37.36%	2378	372	228 61.29%	144 38.71%	1786	347	347 100.00%
21 CHOUTEAU 22	99	19	13 68.42%	6 31.58%	99	18	7 38.89%	11 61.11%	2378	314	314 100.00%
21 GALLATIN 23	1519	125	79 63.20%	46 36.80%	1519	125	72 57.60%	53 42.40%	99	21	21 100.00%
21 GALLATIN 24	1540	200	125 62.50%	75 37.50%	1540	205	134 65.37%	71 34.63%	1519	109	109 100.00%
21 GALLATIN 25	1472	211	130 61.61%	81 38.39%	1472	227	143 63.00%	84 37.00%	1540	182	182 100.00%
21 CHOUTEAU 26	4302	661	412 62.33%	249 37.67%	4302	668	401 60.03%	267 39.97%	528	72	72 100.00%
21 LIBERTY 1-27	2815	275	160 58.18%	115 41.82%	2815	275	182 66.18%	93 33.82%			
21 LIBERTY 2-28	3914	421	312 74.11%	109 25.89%	3914	434	273 62.90%	161 37.10%	2815	264	264 100.00%
21 PLATTE 1-29	4046	456	271 59.43%	185 40.57%	4046	466	289 62.02%	177 37.98%	3914	405	405 100.00%
21 LIBERTY 4-30	2000	208	127 61.06%	81 38.94%	2000	202	129 63.86%	73 36.14%	85	85	85 100.00%
21 LIBERTY 5-31	4200	430	275 63.95%	155 36.05%	4200	419	283 67.54%	136 32.46%	2000	212	212 100.00%
21 LIBERTY 6-32	1773	246	161 65.45%	85 34.55%	1773	245	154 62.86%	91 37.14%	4200	416	416 100.00%
21 LIBERTY 3-77	3317	412	275 66.75%	137 33.25%	3317	441	307 69.61%	134 30.39%	1773	235	235 100.00%
21 CHOUTEAU 27-78	4346	495	286 59.97%	199 41.03%	4346	483	285 59.01%	198 40.99%	3317	417	417 100.00%
ABSENTEE	0	634	422 66.56%	212 33.44%	0	646	385 59.60%	261 40.40%	4346	433	433 100.00%
Total	85803	11698	7353 62.86%	4345 37.14%	85803	11973	7556 63.11%	4417 36.89%	57801	7293	7293 100.00%

Jurisdiction	KANSAS CITY 2ND DISTRICT COUNCILMEMBER			KANSAS CITY 4TH DISTRICT COUNCILMEMBER				
	Reg. Voters	Total Votes	DAN FOWLER %	KEVIN M. McEVOY %	Reg. Voters	Total Votes	GEOFF JOLLEY %	ERIC BUNCH %
Jurisdiction Wide								
21 GALLATIN 1	3547	389	242 62.21%	147 37.79%				
21 GALLATIN 2	843	69	43 62.32%	26 37.68%	3298	720	413 57.36%	307 42.64%
21 GALLATIN 3					2005	243	129 53.09%	114 46.91%
21 GALLATIN 4								
21 GALLATIN 5								
21 GALLATIN 6								
21 GALLATIN 7								
21 GALLATIN 8	0	0	0	0				
21 GALLATIN 9								
21 GALLATIN 10								
21 GALLATIN 11								
21 CHOUTEAU 12					584	63	34 53.97%	29 46.03%
21 CHOUTEAU 13	1881	290	160 55.17%	130 44.83%				
21 GALLATIN 14								
21 GALLATIN 15	2744	268	169 63.06%	99 36.94%				
21 CHOUTEAU 16	734	114	56 48.12%	58 50.88%				
21 CHOUTEAU 17	4031	552	303 54.89%	249 45.11%				
21 CHOUTEAU 18								
21 CHOUTEAU 19								
21 GALLATIN 20								
21 CHOUTEAU 21								
21 CHOUTEAU 22								
21 GALLATIN 23								
21 GALLATIN 24								
21 GALLATIN 25	944	155	101 65.16%	54 34.84%				
21 CHOUTEAU 26	4302	736	411 55.84%	325 44.16%				
21 LIBERTY 1-27								
21 LIBERTY 2-28								
21 PLATTE 1-29	3089	416	228 54.81%	188 45.19%				
21 LIBERTY 4-30								
21 LIBERTY 5-31								
21 LIBERTY 6-32								
21 LIBERTY 3-77								
21 CHOUTEAU 27-78								
ABSENTEE	0	163	110 67.48%	53 32.52%	0	84	50 59.52%	34 40.48%
Total	22115	3152	1823 57.84%	1329 42.16%	5887	1110	626 56.40%	484 43.60%

Statement of Votes Cast
 KANSAS CITY MUNICIPAL GENERAL ELECTION
 CLAY COUNTY, MISSOURI
 TUESDAY, JUNE 18, 2019
 ELECTION RESULTS
 OFFICIAL

Date: 6/24/2019
 Time: 2:03:09 PM CDT

RETAIN MUNICIPAL JUDGE CARTER

RETAIN MUNICIPAL JUDGE LOCASCIO

Jurisdiction	RETAIN MUNICIPAL JUDGE CARTER		RETAIN MUNICIPAL JUDGE LOCASCIO	
	Reg. Voters	Total Votes YES NO	Reg. Voters	Total Votes YES NO
Jurisdiction Wide	3547	375 236 62.93%	3547	369 236 63.96%
21 GALLATIN 1	4141	687 498 72.49%	4141	691 494 71.49%
21 GALLATIN 2	2021	185 135 61.36%	2021	219 130 59.36%
21 GALLATIN 3	1700	251 165 65.74%	1700	249 153 61.45%
21 GALLATIN 4	2541	457 302 68.08%	2541	456 305 68.89%
21 GALLATIN 5	1684	230 142 61.74%	1684	228 130 57.02%
21 GALLATIN 6	1494	238 139 58.40%	1494	237 137 57.81%
21 GALLATIN 7	1507	245 148 80.41%	1507	242 155 64.05%
21 GALLATIN 8	1622	211 140 66.35%	1622	213 142 66.67%
21 GALLATIN 9	2583	521 318 61.04%	2583	523 318 60.80%
21 GALLATIN 10	1545	146 94 64.38%	1545	146 90 61.64%
21 GALLATIN 11	3542	458 292 63.76%	3542	455 297 65.27%
21 CHOUTEAU 12	2789	437 258 59.04%	2789	436 256 58.72%
21 CHOUTEAU 13	1627	283 141 62.23%	1627	221 133 60.18%
21 GALLATIN 14	2744	283 158 60.08%	2744	263 155 58.94%
21 GALLATIN 15	2852	366 222 60.66%	2852	366 213 58.20%
21 CHOUTEAU 16	4246	526 327 62.17%	4246	525 320 60.95%
21 CHOUTEAU 17	2697	301 179 59.47%	2697	299 173 57.86%
21 CHOUTEAU 18	1404	213 129 60.56%	1404	215 126 58.60%
21 CHOUTEAU 19	1786	378 244 64.38%	1786	383 247 64.49%
21 GALLATIN 20	2378	375 208 55.47%	2378	378 207 54.76%
21 CHOUTEAU 21	99	20 11 55.00%	99	20 10 50.00%
21 CHOUTEAU 22	1519	125 86 88.80%	1519	126 85 67.46%
21 GALLATIN 23	1540	213 126 59.15%	1540	213 125 58.69%
21 GALLATIN 24	1472	230 130 56.52%	1472	228 127 55.70%
21 GALLATIN 25	4302	652 411 63.04%	4302	652 390 59.82%
21 CHOUTEAU 26	2815	272 158 58.09%	2815	274 147 53.65%
21 LIBERTY 1-27	3914	431 290 67.29%	3914	432 285 65.97%
21 LIBERTY 2-28	4046	480 295 61.46%	4046	479 276 57.62%
21 PLATTE 1-29	2000	217 140 64.52%	2000	216 141 65.28%
21 LIBERTY 4-30	4200	438 270 61.64%	4200	433 257 59.35%
21 LIBERTY 5-31	1773	250 181 72.40%	1773	248 172 69.35%
21 LIBERTY 6-32	3317	446 289 64.80%	3317	445 291 65.39%
21 LIBERTY 3-77	4346	494 325 65.79%	4346	495 324 65.45%
21 CHOUTEAU 27-78	0	647 447 69.09%	0	648 447 68.98%
ABSENTEE	85803	12037 7634 63.42%	85803	12023 7494 62.33%
Total		4403 36.58%		4529 37.67%

Statement of Votes Cast
 KANSAS CITY MUNICIPAL GENERAL ELECTION
 CLAY COUNTY, MISSOURI
 TUESDAY, JUNE 18, 2019
 ELECTION RESULTS
 OFFICIAL

Date: 6/24/2019
 Time: 2:03:09 PM CDT

	RETAIN MUNICIPAL JUDGE WACHAL			RETAIN MUNICIPAL JUDGE LUDWIG		
	Reg. Voters	Total Votes	NO	Reg. Voters	Total Votes	NO
Jurisdiction Wide	3547	3689	245	66.40%	124	33.60%
21 GALLATIN 1	4141	674	487	72.26%	187	27.74%
21 GALLATIN 2	2021	218	147	67.43%	71	32.57%
21 GALLATIN 3	1700	251	168	66.93%	83	33.07%
21 GALLATIN 4	2541	454	313	68.94%	141	31.06%
21 GALLATIN 5	1684	226	142	62.83%	84	37.17%
21 GALLATIN 6	1494	238	150	63.03%	88	36.97%
21 GALLATIN 7	1507	243	158	65.02%	85	34.98%
21 GALLATIN 8	1622	209	142	67.94%	67	32.06%
21 GALLATIN 9	2583	525	338	64.38%	187	35.62%
21 GALLATIN 10	1545	148	100	67.57%	48	32.43%
21 GALLATIN 11	3542	459	312	67.97%	147	32.03%
21 CHOUTEAU 12	2799	435	273	62.76%	162	37.24%
21 CHOUTEAU 13	1627	220	141	64.09%	79	35.91%
21 GALLATIN 14	2744	262	165	62.98%	97	37.02%
21 GALLATIN 15	2852	363	224	61.71%	139	38.29%
21 CHOUTEAU 16	4246	529	348	65.78%	181	34.22%
21 CHOUTEAU 17	2697	298	179	60.07%	119	39.93%
21 CHOUTEAU 18	1404	215	137	63.72%	78	36.28%
21 CHOUTEAU 19	1786	378	244	64.55%	134	35.45%
21 GALLATIN 20	2378	374	212	56.68%	162	43.32%
21 CHOUTEAU 21	99	19	9	47.37%	10	52.63%
21 CHOUTEAU 22	1519	123	86	69.92%	37	30.08%
21 GALLATIN 23	1540	210	134	63.81%	76	36.19%
21 GALLATIN 24	1472	229	137	59.83%	92	40.17%
21 GALLATIN 25	4302	649	409	63.02%	240	36.98%
21 CHOUTEAU 26	2815	273	200	58.61%	113	41.39%
21 LIBERTY 1-27	3914	433	297	68.59%	136	31.41%
21 LIBERTY 2-28	4046	476	292	61.34%	184	38.66%
21 PLATTE 1-29	2000	216	141	65.28%	75	34.72%
21 LIBERTY 4-30	4200	436	271	62.16%	165	37.84%
21 LIBERTY 5-31	1773	251	181	72.11%	70	27.89%
21 LIBERTY 6-32	3317	451	299	66.30%	152	33.70%
21 LIBERTY 3-77	4346	492	335	68.09%	157	31.91%
21 CHOUTEAU 27-78	0	647	473	73.11%	174	26.89%
ABSENTEE	85803	11993	7849	65.45%	4144	34.55%
Total	85803	11998	7562	63.03%	4436	36.97%

Statement of Votes Cast
 KANSAS CITY MUNICIPAL GENERAL ELECTION
 CLAY COUNTY, MISSOURI
 TUESDAY, JUNE 18, 2019
 ELECTION RESULTS
 OFFICIAL

Date: 6/24/2019
 Time: 2:03:09 PM CDT

RETAIN MUNICIPAL JUDGE BLAND

RETAIN MUNICIPAL JUDGE EMKE

	RETAIN MUNICIPAL JUDGE BLAND		RETAIN MUNICIPAL JUDGE EMKE	
	Reg. Voters	Total Votes YES NO	Reg. Voters	Total Votes YES NO
Jurisdiction Wide				
21 GALLATIN 1	3547	233 64.54%	3547	362 88.51%
21 GALLATIN 2	4141	473 89.87%	4141	494 73.40%
21 GALLATIN 3	2021	130 61.81%	2021	216 86.20%
21 GALLATIN 4	1700	247 159 84.37%	1700	243 81 33.33%
21 GALLATIN 5	2541	289 84.22%	2541	447 305 88.23%
21 GALLATIN 6	1684	227 140 81.67%	1684	228 150 86.37%
21 GALLATIN 7	1494	235 136 57.87%	1494	234 155 86.24%
21 GALLATIN 8	1507	239 155 64.85%	1507	241 161 86.80%
21 GALLATIN 9	1622	208 139 66.83%	1622	208 149 71.63%
21 GALLATIN 10	2583	515 313 60.78%	2583	513 335 85.30%
21 GALLATIN 11	1545	145 89 61.38%	1545	143 95 66.43%
21 CHOUTEAU 12	3542	451 298 66.08%	3542	453 308 67.99%
21 CHOUTEAU 13	2799	425 253 59.53%	2799	430 266 81.86%
21 GALLATIN 14	1627	218 137 62.84%	1627	216 144 68.67%
21 GALLATIN 15	2744	258 155 60.08%	2744	256 189 66.02%
21 CHOUTEAU 16	2852	364 210 57.69%	2852	361 220 60.94%
21 CHOUTEAU 17	4246	516 327 63.37%	4246	528 345 65.34%
21 CHOUTEAU 18	2697	301 181 60.13%	2697	300 184 61.33%
21 CHOUTEAU 19	1404	210 122 58.10%	1404	217 139 64.06%
21 GALLATIN 20	1786	382 243 63.61%	1786	382 261 68.32%
21 CHOUTEAU 21	2378	372 201 54.03%	2378	368 213 57.88%
21 CHOUTEAU 22	99	20 10 50.00%	99	20 11 55.00%
21 GALLATIN 23	1519	126 82 65.08%	1519	127 92 72.44%
21 GALLATIN 24	1540	211 131 62.09%	1540	206 132 64.08%
21 GALLATIN 25	1472	221 118 53.39%	1472	226 133 58.85%
21 CHOUTEAU 26	4302	645 400 62.02%	4302	642 406 63.24%
21 LIBERTY 1-27	2815	275 158 57.45%	2815	273 160 58.61%
21 LIBERTY 2-28	3814	427 291 68.15%	3814	425 298 70.12%
21 PLATTE 1-29	4046	472 285 60.38%	4046	472 290 61.44%
21 LIBERTY 4-30	2000	213 140 65.73%	2000	215 147 68.37%
21 LIBERTY 5-31	4200	428 256 59.81%	4200	431 268 62.18%
21 LIBERTY 6-32	1773	245 174 71.02%	1773	247 183 74.09%
21 LIBERTY 3-77	3317	445 293 65.84%	3317	450 303 67.33%
21 CHOUTEAU 27-78	4346	488 325 66.60%	4346	486 328 67.49%
ABSENTEE	0	828 424 67.52%	0	626 448 71.57%
Total	85803	11856 7470 83.01%	85803	11863 7845 66.13%

Statement of Votes Cast
KANSAS CITY MUNICIPAL GENERAL ELECTION
 CLAY COUNTY, MISSOURI
 TUESDAY, JUNE 18, 2019
 ELECTION RESULTS
 OFFICIAL

Date: 6/24/2019
 Time: 2:03:09 PM CDT

RETAIN MUNICIPAL JUDGE LABELLA

RETAIN MUNICIPAL JUDGE PETERSON

	RETAIN MUNICIPAL JUDGE LABELLA		RETAIN MUNICIPAL JUDGE PETERSON	
	Reg. Voters	Total Votes	Reg. Voters	Total Votes
Jurisdiction Wide	3547	360	3547	360
21 GALLATIN 1	4141	668	4141	668
21 GALLATIN 2	2021	211	2021	211
21 GALLATIN 3	1700	242	1700	242
21 GALLATIN 4	2541	445	2541	445
21 GALLATIN 5	1684	226	1684	226
21 GALLATIN 6	1494	235	1494	235
21 GALLATIN 7	1507	241	1507	241
21 GALLATIN 8	1622	208	1622	208
21 GALLATIN 9	2583	513	2583	513
21 GALLATIN 10	1545	147	1545	146
21 GALLATIN 11	3542	458	3542	452
21 CHOUTEAU 12	2799	433	2799	430
21 CHOUTEAU 13	1627	215	1627	214
21 GALLATIN 14	2744	259	2744	260
21 GALLATIN 15	2852	367	2852	358
21 CHOUTEAU 16	4246	522	4246	519
21 CHOUTEAU 17	2697	298	2697	300
21 CHOUTEAU 18	1404	214	1404	214
21 GALLATIN 19	1786	382	1786	379
21 CHOUTEAU 20	2378	371	2378	371
21 CHOUTEAU 21	89	20	89	20
21 CHOUTEAU 22	1519	126	1519	124
21 GALLATIN 23	1540	210	1540	209
21 GALLATIN 24	1472	227	1472	225
21 GALLATIN 25	4302	650	4302	640
21 CHOUTEAU 26	2815	271	2815	273
21 LIBERTY 1-27	3914	426	3914	424
21 LIBERTY 2-28	4046	471	4046	473
21 PLATTE 1-29	2000	215	2000	214
21 LIBERTY 4-30	4200	432	4200	430
21 LIBERTY 5-31	1773	247	1773	248
21 LIBERTY 6-32	3317	449	3317	449
21 LIBERTY 3-77	4346	489	4346	489
21 CHOUTEAU 27-78	0	628	0	628
ABSENTEE	85803	11890	85803	11839
Total				

	Reg. Voters	Total Votes	YES	NO	YES	NO
	3547	360	241	119	66.94%	33.06%
	4141	668	485	183	72.60%	27.40%
	2021	211	140	71	68.35%	33.65%
	1700	242	155	87	64.05%	35.95%
	2541	445	301	144	67.64%	32.36%
	1684	226	150	76	66.37%	33.63%
	1494	235	150	85	63.83%	36.17%
	1507	242	162	80	68.94%	33.06%
	1622	208	147	61	70.67%	29.33%
	2583	513	330	183	64.33%	35.67%
	1545	146	97	49	66.44%	33.56%
	3542	452	313	139	69.25%	30.75%
	2799	430	266	164	61.86%	38.14%
	1627	214	141	73	65.89%	34.11%
	2744	260	169	91	65.00%	35.00%
	2852	358	222	136	62.01%	37.99%
	4246	519	342	177	65.90%	34.10%
	2697	300	184	116	61.33%	38.67%
	1404	214	135	79	63.08%	36.92%
	1786	379	261	118	68.87%	31.13%
	2378	371	215	156	57.95%	42.05%
	89	20	11	9	55.00%	45.00%
	1519	124	86	38	69.35%	30.65%
	1540	209	130	79	62.20%	37.80%
	1472	225	131	94	58.22%	41.78%
	4302	640	407	233	63.59%	36.41%
	2815	273	158	115	57.88%	42.12%
	3914	424	284	130	69.34%	30.66%
	4046	473	286	187	60.47%	39.53%
	2000	214	143	71	66.82%	33.18%
	4200	430	289	161	62.56%	37.44%
	1773	248	180	68	72.58%	27.42%
	3317	449	298	151	66.37%	33.63%
	4346	489	330	159	67.48%	32.52%
	0	628	453	175	72.13%	27.87%
Total	85803	11839	7782	4057	65.73%	34.27%

Statement of Votes Cast
 KANSAS CITY MUNICIPAL GENERAL ELECTION
 CLAY COUNTY, MISSOURI
 TUESDAY, JUNE 18, 2019
 ELECTION RESULTS
 OFFICIAL

Date: 6/24/2019
 Time: 2:03:09 PM CDT

Jurisdiction	RETAIN MUNICIPAL JUDGE WILCHER		KANSAS CITY QUESTION 1	
	Reg. Voters	Total Votes	YES	NO
Jurisdiction Wide	3547	381	219	142
21 GALLATIN 1	4141	663	468	195
21 GALLATIN 2	2021	214	125	89
21 GALLATIN 3	1700	242	150	92
21 GALLATIN 4	2541	446	289	157
21 GALLATIN 5	1684	226	137	89
21 GALLATIN 6	1494	236	134	102
21 GALLATIN 7	1507	240	142	98
21 GALLATIN 8	1622	209	139	70
21 GALLATIN 9	2583	514	304	210
21 GALLATIN 10	1545	144	91	53
21 GALLATIN 11	3542	451	289	162
21 CHOUTEAU 12	2799	428	255	173
21 CHOUTEAU 13	1627	217	135	82
21 GALLATIN 14	2744	259	147	112
21 GALLATIN 15	2852	363	209	154
21 CHOUTEAU 16	4246	511	328	183
21 CHOUTEAU 17	2697	298	179	119
21 CHOUTEAU 18	1404	214	125	89
21 CHOUTEAU 19	1786	377	234	143
21 GALLATIN 20	2378	369	196	173
21 CHOUTEAU 21	99	19	9	10
21 CHOUTEAU 22	1519	125	78	47
21 GALLATIN 23	1540	209	130	79
21 GALLATIN 24	1472	223	123	100
21 GALLATIN 25	4302	638	395	243
21 CHOUTEAU 26	2815	271	150	121
21 LIBERTY 1-27	3914	428	283	145
21 LIBERTY 2-28	4046	471	291	180
21 LIBERTY 2-29	2000	210	135	75
21 LIBERTY 4-30	4200	429	252	177
21 LIBERTY 5-31	1773	246	168	78
21 LIBERTY 6-32	3317	445	283	162
21 LIBERTY 3-77	4346	488	314	174
21 CHOUTEAU 27-78	0	632	428	204
ABSENTEE	85803	11816	7334	4482
Total			62.07%	37.93%

Reg. Voters	Total Votes	YES	NO	Reg. Voters	Total Votes	YES	NO
4141	865	331	38.27%	534	61.73%		
2021	263	100	38.02%	163	61.98%		
1700	298	129	43.29%	169	56.71%		
2541	529	222	41.97%	307	58.03%		
1684	257	75	29.18%	182	70.82%		
1494	281	117	41.64%	164	58.36%		
1507	292	104	35.62%	188	64.38%		
1622	239	97	40.59%	142	59.41%		
2583	616	232	37.66%	384	62.34%		
1545	167	70	41.92%	97	58.08%		
3542	564	203	36.64%	351	63.36%		
2799	529	215	40.84%	314	59.38%		
1627	248	85	34.27%	163	65.73%		
2744	296	119	40.20%	177	59.80%		
2852	434	188	43.32%	246	56.68%		
4246	635	266	41.89%	369	58.11%		
2697	339	141	41.59%	198	58.41%		
1404	241	115	47.72%	128	52.28%		
1786	457	173	37.86%	284	62.14%		
2378	421	184	43.71%	237	56.29%		
99	24	16	66.67%	8	33.33%		
1519	141	59	41.84%	82	58.16%		
1540	230	75	32.61%	155	67.39%		
1472	283	137	48.41%	146	51.59%		
4302	782	316	40.41%	466	59.59%		
2815	322	146	45.34%	176	54.66%		
3914	535	216	40.37%	319	59.63%		
4046	4046	552	20	39.86%	332	60.14%	
2000	2000	120	48.00%	130	52.00%		
4200	4200	514	215	41.83%	299	58.17%	
1773	1773	287	116	40.42%	171	59.58%	
3317	536	198	36.94%	338	63.06%		
4346	577	252	43.87%	325	56.33%		
0	0	450	62.85%	266	37.15%		
85803	14138	5858	41.43%	8280	58.57%		

MANUAL RECOUNT CERTIFICATION
FOR THE JUNE 18, 2019
KC GENERAL MUNICIPAL ELECTION

Manual recount pursuant to 15 CSR 30-10.110 -- applies to all jurisdictions

County of Clay)
State of Missouri)

We, the undersigned members of the manual recount team, have randomly selected by mutual consent after the completion of the election count, the following precinct(s) for manual recount, not less than five (5) percent of all election precincts, but not less than one (1) precinct:

The manual recount was conducted under our supervision. The results are attached to this document.

Performed this 20 day of June, 2019.

Robin J. Meyers
Democratic Member

Kimberly Hunter
Republican Member

CLAY COUNTY ELECTION BOARD
HAND RECOUNT PRECINCT: 21-GAL-03
JUNE 18TH 2019 KC GENERAL MUNICIPAL ELECTION

KANSAS CITY MAYOR:	Election Night	Hand Recount
<u>JOLIE L JUSTUS</u>	<u>153</u>	<u>153</u>
<u>QUINTON LUCAS</u>	<u>121</u>	<u>123</u>

COUNCILMEMBER 6TH DISTRICT AT LARGE:	Election Night	Hand Recount
<u>KEVIN B ONEILL</u>	<u>194</u>	<u>195</u>

COUNCILMEMBER 2ND DISTRICT AT LARGE:	Election Night	Hand Recount
<u>TERESA LOAR</u>	<u>199</u>	<u>200</u>

COUNCILMEMBER 3RD DISTRICT AT LARGE:	Election Night	Hand Recount
<u>BRANDON ELLINGTON</u>	<u>134</u>	<u>134</u>
<u>WALLACE HARTFIELD, II</u>	<u>88</u>	<u>89</u>

COUNCILMEMBER 4TH DISTRICT AT LARGE:	Election Night	Hand Recount
<u>KATHRYN SHIELDS</u>	<u>167</u>	<u>168</u>
<u>ROBERT WESTFALL</u>	<u>75</u>	<u>74</u>

COUNCILMEMBER 5TH DISTRICT AT LARGE:	Election Night	Hand Recount
<u>LEE BARNES</u>	<u>132</u>	<u>134</u>
<u>DWAYNE WILIAMS</u>	<u>81</u>	<u>81</u>

COUNCILMEMBER 6TH DISTRICT AT LARGE:	Election Night	Hand Recount
<u>ANDREA BOUGH</u>	<u>131</u>	<u>134</u>
<u>STACEY JOHSON-COSBY</u>	<u>93</u>	<u>93</u>

COUNCILMEMBER 4TH DISTRICT:	Election Night	Hand Recount
<u>GEOFF JOLLEY</u>	<u>121</u>	<u>130</u>
<u>ERIC BUNCH</u>	<u>114</u>	<u>115</u>

COUNCILMEMBER 1ST DISTRICT:	Election Night	Hand Recount
<u>HEATHER HALL</u>	<u>2</u>	<u>2</u>

KANSAS CITY QUESTION NO. 1

Election Night

Hand Recount

YES

NO

YES

NO

100

163

100

162

Robin J. Meyers
Democrat Date

Kimberly Hunter 6/20/19
Republican Date

CLAY COUNTY ELECTION BOARD
HAND RECOUNT PRECINCT: 21-GAL-25
JUNE 18TH 2019 KC GENERAL MUNICIPAL ELECTION

KANSAS CITY MAYOR:	Election Night	Hand Recount
<u>JOLIE L JUSTUS</u>	137	137
<u>QUINTON LUCAS</u>	146	146

COUNCILMEMBER 6TH DISTRICT AT LARGE:	Election Night	Hand Recount
<u>KEVIN B ONEILL</u>	183	185

COUNCILMEMBER 2ND DISTRICT AT LARGE:	Election Night	Hand Recount
<u>TERESA LOAR</u>	196	197

COUNCILMEMBER 3RD DISTRICT AT LARGE:	Election Night	Hand Recount
<u>BRANDON ELLINGTON</u>	120	120
<u>WALLACE HARTFIELD, II</u>	94	94

COUNCILMEMBER 4TH DISTRICT AT LARGE:	Election Night	Hand Recount
<u>KATHRYN SHIELDS</u>	157	157
<u>ROBERT WESTFALL</u>	75	75

COUNCILMEMBER 5TH DISTRICT AT LARGE:	Election Night	Hand Recount
<u>LEE BARNES</u>	130	130
<u>DWAYNE WILIAMS</u>	81	81

COUNCILMEMBER 6TH DISTRICT AT LARGE:	Election Night	Hand Recount
<u>ANDREA BOUGH</u>	143	143
<u>STACEY JOHSON-COSBY</u>	84	84

COUNCILMEMBER 2ND DISTRICT:	Election Night	Hand Recount
<u>DAN FOWLER</u>	101	101
<u>KEVIN M MCEVOY</u>	54	54

PRECINCT RECOUNT CERTIFICATION
FOR THE JUNE 18, 2019
KC GENERAL MUNICIPAL ELECTION

Electronic recount pursuant to 15 CSR 30-10.060 (4) – only applies to central count optical scan


County of Clay)
State of Missouri)


We, the undersigned members of the electronic recount certification team, have freely selected by mutual consent after the completion of the election count, _____ precinct for recount.

The electronic recount was conducted under our supervision. The results are listed below or are attached to this document.

	Official Count	Recount
<u>21 Gal 25</u>	<u>288</u>	
<u>21 Gal 3</u>	<u>279</u>	

Performed this 19 day of June, 2019.


Democratic Member


Republican Member

Blue Provisional Ballot Counts

JUDGES' INITIALS

OFFICIAL BALLOT KANSAS CITY MUNICIPAL GENERAL ELECTION CLAY COUNTY, MISSOURI TUESDAY, JUNE 18, 2019

3 Ballots
2 accepted 1 rejected

3

INSTRUCTIONS TO VOTERS

Using blue or black ink, completely fill in the target next to the candidate or question or response of your choice like this:
If you are in favor of any question submitted on this ballot, darken the target to the left of the word "YES".
If you are opposed to any question submitted on this ballot, darken the target to the left of the word "NO".
If you tear, deface, or make a mistake and wrongfully mark any ballot, you must return it to the election judges and receive a new ballot.

**FOR MAYOR
FOUR YEAR TERM**
(Vote for ONE)

JOLIE L. JUSTUS |

QUINTON LUCAS |

**FOR COUNCILMEMBER
1ST DISTRICT AT-LARGE
FOUR YEAR TERM**
(Vote for ONE)

KEVIN B. O'NEILL ||

**FOR COUNCILMEMBER
2ND DISTRICT AT-LARGE
FOUR YEAR TERM**
(Vote for ONE)

TERESA LOAR ||

**FOR COUNCILMEMBER
3RD DISTRICT AT-LARGE
FOUR YEAR TERM**
(Vote for ONE)

BRANDON ELLINGTON ||

WALLACE HARTSFIELD, II ||

**FOR COUNCILMEMBER
4TH DISTRICT AT-LARGE
FOUR YEAR TERM**
(Vote for ONE)

KATHERYN SHIELDS ||

ROBERT WESTFALL ||

**FOR COUNCILMEMBER
5TH DISTRICT AT-LARGE
FOUR YEAR TERM**
(Vote for ONE)

LEE BARNES, JR. |

DWAYNE WILLIAMS |

**FOR COUNCILMEMBER
6TH DISTRICT AT-LARGE
FOUR YEAR TERM**
(Vote for ONE)

ANDREA BOUGH |

STACEY JOHNSON-COSBY |

**FOR COUNCILMEMBER
1ST DISTRICT
FOUR YEAR TERM**
(Vote for ONE)

HEATHER HALL ||

MUNICIPAL JUDGES SIXTEENTH JUDICIAL CIRCUIT MUNICIPAL DIVISION

Submitting to the voters whether the judges, below, be retained in office for new terms.
VOTE ON EACH JUDGE.

Shall Judge **COREY A. CARTER** of the Kansas City Municipal Division be retained in office?

YES |

NO |

Shall Judge **JOSEPH H. LOCASCIO** of the Kansas City Municipal Division be retained in office?

YES |

NO |

Shall Judge **COURTNEY A. WACHAL** of the Kansas City Municipal Division be retained in office?

YES ||

NO |

Shall Judge **KEITH R. LUDWIG** of the Kansas City Municipal Division be retained in office?

YES ||

NO |

Angela Thompson 6/24/19
Walter S. S. S.

VOTE BOTH SIDES OF THE BALLOT