

**CUMULATIVE ELECTION RESULTS  
MUNICIPAL GENERAL & SPECIAL ELECTION  
JUNE 18, 2019  
CITY OF KANSAS CITY, MISSOURI**

ELECTION JURISDICTION	MAYOR	
	JUSTUS	LUCAS
CASS COUNTY	*	*
CLAY COUNTY	7,302	7,053
KANSAS CITY	17,677	30,125
PLATTE COUNTY	3,436	2,971
<b>TOTAL</b>	<b>28,415</b>	<b>40,149</b>

ELECTION JURISDICTION	COUNCILMEMBER AT-LARGE 1ST DISTRICT
	O'NEILL
CASS COUNTY	*
CLAY COUNTY	10,498
KANSAS CITY	38,113
PLATTE COUNTY	4,623
<b>TOTAL</b>	<b>53,234</b>

ELECTION JURISDICTION	COUNCILMEMBER AT-LARGE 2ND DISTRICT
	LOAR
CASS COUNTY	*
CLAY COUNTY	10,630
KANSAS CITY	37,592
PLATTE COUNTY	4,783
<b>TOTAL</b>	<b>53,005</b>

ELECTION JURISDICTION	COUNCILMEMBER 1ST DISTRICT
	HALL
CASS COUNTY	*
CLAY COUNTY	7,293
KANSAS CITY	N/A
PLATTE COUNTY	N/A
<b>TOTAL</b>	<b>7,293</b>

ELECTION JURISDICTION	COUNCILMEMBER 2ND DISTRICT	
	FOWLER	MCEVOY
CASS COUNTY	*	*
CLAY COUNTY	1,823	1,329
KANSAS CITY	N/A	N/A
PLATTE COUNTY	4,304	1,432
<b>TOTAL</b>	<b>6,127</b>	<b>2,761</b>

\* Included with Kansas City's totals

**CUMULATIVE ELECTION RESULTS  
MUNICIPAL GENERAL & SPECIAL ELECTION  
JUNE 18, 2019  
CITY OF KANSAS CITY, MISSOURI**

ELECTION JURISDICTION	COUNCILMEMBER AT-LARGE 3RD DISTRICT	
	ELLINGTON	HARTSFIELD, II
CASS COUNTY	*	*
CLAY COUNTY	6,618	5,168
KANSAS CITY	20,830	21,587
PLATTE COUNTY	3,013	2,062
TOTAL	30,461	28,817

ELECTION JURISDICTION	COUNCILMEMBER AT-LARGE 4TH DISTRICT	
	SHIELDS	WESTFALL
CASS COUNTY	*	*
CLAY COUNTY	8,697	3,907
KANSAS CITY	34,810	8,748
PLATTE COUNTY	3,932	1,591
TOTAL	47,439	14,246

ELECTION JURISDICTION	COUNCILMEMBER AT-LARGE 5TH DISTRICT	
	BARNES, JR.	WILLIAMS
CASS COUNTY	*	*
CLAY COUNTY	7,353	4,345
KANSAS CITY	25,860	15,739
PLATTE COUNTY	3,121	1,863
TOTAL	36,334	21,947

ELECTION JURISDICTION	COUNCILMEMBER AT-LARGE 6TH DISTRICT	
	BOUGH	JOHNSON-COSBY
CASS COUNTY	*	*
CLAY COUNTY	7,556	4,417
KANSAS CITY	26,335	16,408
PLATTE COUNTY	3,180	1,966
TOTAL	37,071	22,781

ELECTION JURISDICTION	COUNCILMEMBER 3RD DISTRICT	
	ROBINSON	THOMAS
CASS COUNTY	*	*
CLAY COUNTY	N/A	N/A
KANSAS CITY	4,459	3,505
PLATTE COUNTY	N/A	N/A
TOTAL	4,459	3,505

ELECTION JURISDICTION	COUNCILMEMBER 4TH DISTRICT	
	JOLLEY	BUNCH
CASS COUNTY	*	*
CLAY COUNTY	626	484
KANSAS CITY	5,366	5,727
PLATTE COUNTY	N/A	N/A
TOTAL	5,992	6,211

ELECTION JURISDICTION	COUNCILMEMBER 5TH DISTRICT	
	PARKS-SHAW	BELL, II
CASS COUNTY	*	*
CLAY COUNTY	N/A	N/A
KANSAS CITY	7,115	3,398
PLATTE COUNTY	N/A	N/A
TOTAL	7,115	3,398

ELECTION JURISDICTION	COUNCILMEMBER 6TH DISTRICT
	MCMANUS
CASS COUNTY	N/A
CLAY COUNTY	N/A
KANSAS CITY	12,958
PLATTE COUNTY	N/A
TOTAL	12,958

\* Included with Kansas City's totals

**CUMULATIVE ELECTION RESULTS  
MUNICIPAL GENERAL & SPECIAL ELECTION  
JUNE 18, 2019  
CITY OF KANSAS CITY, MISSOURI**


ELECTION JURISDICTION	JUDGES							
	CARTER		LOCASCIO		WACHAL		LUDWIG	
	YES	NO	YES	NO	YES	NO	YES	NO
CASS COUNTY	*	*	*	*	*	*	*	*
CLAY COUNTY	7,634	4,403	7,494	4,529	7,849	4,144	7,562	4,436
KANSAS CITY	30,828	10,216	30,112	10,846	31,125	9,702	29,794	10,820
PLATTE COUNTY	3,617	1,733	3,558	1,794	3,731	1,633	3,499	1,736
<b>TOTAL</b>	<b>42,079</b>	<b>16,352</b>	<b>41,164</b>	<b>17,169</b>	<b>42,705</b>	<b>15,479</b>	<b>40,855</b>	<b>16,992</b>

ELECTION JURISDICTION	KANSAS CITY QUESTION 1	
	YES	NO
CASS COUNTY	*	*
CLAY COUNTY	5,858	8,280
KANSAS CITY	15,092	31,728
PLATTE COUNTY	2,542	3,736
<b>TOTAL</b>	<b>23,492</b>	<b>43,744</b>


ELECTION JURISDICTION	JUDGES									
	BLAND		EMKE		LABELLA		PETERSON		WILCHER	
	YES	NO	YES	NO	YES	NO	YES	NO	YES	NO
CASS COUNTY	*	*	*	*	*	*	*	*	*	*
CLAY COUNTY	7,470	4,386	7,845	4,018	7,959	3,931	7,782	4,057	7,334	4,482
KANSAS CITY	31,381	9,492	31,516	9,267	31,813	9,039	31,761	9,089	29,723	11,023
PLATTE COUNTY	3,470	1,750	3,691	1,557	3,744	1,521	3,683	1,553	3,449	1,758
<b>TOTAL</b>	<b>42,321</b>	<b>15,628</b>	<b>43,052</b>	<b>14,842</b>	<b>43,516</b>	<b>14,491</b>	<b>43,226</b>	<b>14,709</b>	<b>40,506</b>	<b>17,263</b>

The above totals represent an accumulation of the certified election results of the respective election authorities whose jurisdictions lie wholly or in part within the City of Kansas City, Missouri. Accordingly, we have set our seal and signatures, in conformity with (Chapter) 115.507 RSMo.


Totals certified by the Kansas City Board of Election Commissioners

  
\_\_\_\_\_  
M. Blake Heath, Chairman

  
\_\_\_\_\_  
Sharon Turner Buie, Secretary

  
\_\_\_\_\_  
Melissa Mayer, Member

\_\_\_\_\_  
Vacant, Member



\* Included with Kansas City's totals

**CUMULATIVE ELECTION RESULTS  
MUNICIPAL GENERAL & SPECIAL ELECTION  
JUNE 18, 2019  
CITY OF KANSAS CITY, MISSOURI**

ELECTION JURISDICTION	MAYOR	
	JUSTUS	LUCAS
CASS COUNTY	*	*
CLAY COUNTY	7,302	7,053
KANSAS CITY	17,877	30,125
PLATTE COUNTY	3,436	2,971
<b>TOTAL</b>	<b>28,415</b>	<b>40,149</b>

ELECTION JURISDICTION	COUNCILMEMBER AT-LARGE 1ST DISTRICT
	O'NEILL
CASS COUNTY	*
CLAY COUNTY	10,498
KANSAS CITY	38,113
PLATTE COUNTY	4,623
<b>TOTAL</b>	<b>53,234</b>

ELECTION JURISDICTION	COUNCILMEMBER AT-LARGE 2ND DISTRICT
	LOAR
CASS COUNTY	*
CLAY COUNTY	10,630
KANSAS CITY	37,592
PLATTE COUNTY	4,783
<b>TOTAL</b>	<b>53,005</b>

ELECTION JURISDICTION	COUNCILMEMBER 1ST DISTRICT
	HALL
CASS COUNTY	*
CLAY COUNTY	7,293
KANSAS CITY	N/A
PLATTE COUNTY	N/A
<b>TOTAL</b>	<b>7,293</b>

ELECTION JURISDICTION	COUNCILMEMBER 2ND DISTRICT	
	FOWLER	MCEVOY
CASS COUNTY	*	*
CLAY COUNTY	1,823	1,329
KANSAS CITY	N/A	N/A
PLATTE COUNTY	4,304	1,432
<b>TOTAL</b>	<b>6,127</b>	<b>2,761</b>

\* Included with Kansas City's totals

**CUMULATIVE ELECTION RESULTS  
MUNICIPAL GENERAL & SPECIAL ELECTION  
JUNE 18, 2019  
CITY OF KANSAS CITY, MISSOURI**

ELECTION JURISDICTION	COUNCILMEMBER AT-LARGE 3RD DISTRICT	
	ELLINGTON	HARTSFIELD, II
CASS COUNTY	*	*
CLAY COUNTY	6,618	5,168
KANSAS CITY	20,830	21,587
PLATTE COUNTY	3,013	2,062
<b>TOTAL</b>	<b>30,461</b>	<b>28,817</b>

ELECTION JURISDICTION	COUNCILMEMBER AT-LARGE 4TH DISTRICT	
	SHIELDS	WESTFALL
CASS COUNTY	*	*
CLAY COUNTY	8,697	3,907
KANSAS CITY	34,810	8,748
PLATTE COUNTY	3,932	1,591
<b>TOTAL</b>	<b>47,439</b>	<b>14,246</b>

ELECTION JURISDICTION	COUNCILMEMBER AT-LARGE 5TH DISTRICT	
	BARNES, JR.	WILLIAMS
CASS COUNTY	*	*
CLAY COUNTY	7,353	4,345
KANSAS CITY	25,860	15,739
PLATTE COUNTY	3,121	1,863
<b>TOTAL</b>	<b>36,334</b>	<b>21,947</b>

ELECTION JURISDICTION	COUNCILMEMBER AT-LARGE 6TH DISTRICT	
	BOUGH	JOHNSON-COSBY
CASS COUNTY	*	*
CLAY COUNTY	7,556	4,417
KANSAS CITY	26,335	16,408
PLATTE COUNTY	3,180	1,966
<b>TOTAL</b>	<b>37,071</b>	<b>22,791</b>

ELECTION JURISDICTION	COUNCILMEMBER 3RD DISTRICT	
	ROBINSON	THOMAS
CASS COUNTY	*	*
CLAY COUNTY	N/A	N/A
KANSAS CITY	4,459	3,505
PLATTE COUNTY	N/A	N/A
<b>TOTAL</b>	<b>4,459</b>	<b>3,505</b>

ELECTION JURISDICTION	COUNCILMEMBER 4TH DISTRICT	
	JOLLEY	BUNCH
CASS COUNTY	*	*
CLAY COUNTY	626	484
KANSAS CITY	5,366	5,727
PLATTE COUNTY	N/A	N/A
<b>TOTAL</b>	<b>5,992</b>	<b>6,211</b>

ELECTION JURISDICTION	COUNCILMEMBER 5TH DISTRICT	
	PARKS-SHAW	BELL, II
CASS COUNTY	*	*
CLAY COUNTY	N/A	N/A
KANSAS CITY	7,115	3,398
PLATTE COUNTY	N/A	N/A
<b>TOTAL</b>	<b>7,115</b>	<b>3,398</b>

ELECTION JURISDICTION	COUNCILMEMBER 6TH DISTRICT
	MCMANUS
CASS COUNTY	N/A
CLAY COUNTY	N/A
KANSAS CITY	12,958
PLATTE COUNTY	N/A
<b>TOTAL</b>	<b>12,958</b>

\* Included with Kansas City's totals

**CUMULATIVE ELECTION RESULTS  
MUNICIPAL GENERAL & SPECIAL ELECTION  
JUNE 18, 2019  
CITY OF KANSAS CITY, MISSOURI**

ELECTION JURISDICTION	JUDGES							
	CARTER		LOCASCIO		WACHAL		LUDWIG	
	YES	NO	YES	NO	YES	NO	YES	NO
CASS COUNTY	*	*	*	*	*	*	*	*
CLAY COUNTY	7,634	4,403	7,494	4,529	7,849	4,144	7,562	4,436
KANSAS CITY	30,828	10,216	30,112	10,846	31,125	9,702	29,794	10,820
PLATTE COUNTY	3,617	1,733	3,558	1,794	3,731	1,633	3,499	1,736
TOTAL	42,079	16,352	41,164	17,169	42,705	15,479	40,855	16,992

ELECTION JURISDICTION	KANSAS CITY QUESTION 1	
	YES	NO
CASS COUNTY	*	*
CLAY COUNTY	5,858	8,280
KANSAS CITY	15,092	31,728
PLATTE COUNTY	2,542	3,736
TOTAL	23,492	43,744


ELECTION JURISDICTION	JUDGES									
	BLAND		EMKE		LABELLA		PETERSON		WILCHER	
	YES	NO	YES	NO	YES	NO	YES	NO	YES	NO
CASS COUNTY	*	*	*	*	*	*	*	*	*	*
CLAY COUNTY	7,470	4,386	7,845	4,018	7,959	3,931	7,782	4,057	7,334	4,482
KANSAS CITY	31,381	9,492	31,516	9,267	31,813	9,039	31,761	9,099	29,723	11,023
PLATTE COUNTY	3,470	1,750	3,691	1,557	3,744	1,521	3,683	1,553	3,449	1,758
TOTAL	42,321	15,628	43,052	14,842	43,516	14,491	43,226	14,709	40,506	17,263

The above totals represent an accumulation of the certified election results of the respective election authorities whose jurisdictions lie wholly or in part within the City of Kansas City, Missouri. Accordingly, we have set our seal and signatures, in conformity with (Chapter) 115.507 RSMo.

**Totals certified by the Kansas City Board of Election Commissioners**



M. Blake Heath, Chairman



Sharon Turner Buie, Secretary



Alyssa Mayer, Member

---

Vacant, Member

(SEAL)

\* Included with Kansas City's totals