



ORDINANCE NO. 230638

Water Main Replacement in the Area of State Line Road to Wornall Road, W. 84th Street to Ward Parkway

Authorizing a \$3,789,630.00 construction contract with Leath & Sons, Inc., for the Water Main Replacement in the Area of State Line Road to Wornall Road, W. 84th Street to Ward Parkway; and authorizing a maximum expenditure of \$4,080,800.00.

August 9, 2023

Transportation, Infrastructure & Operations
Committee



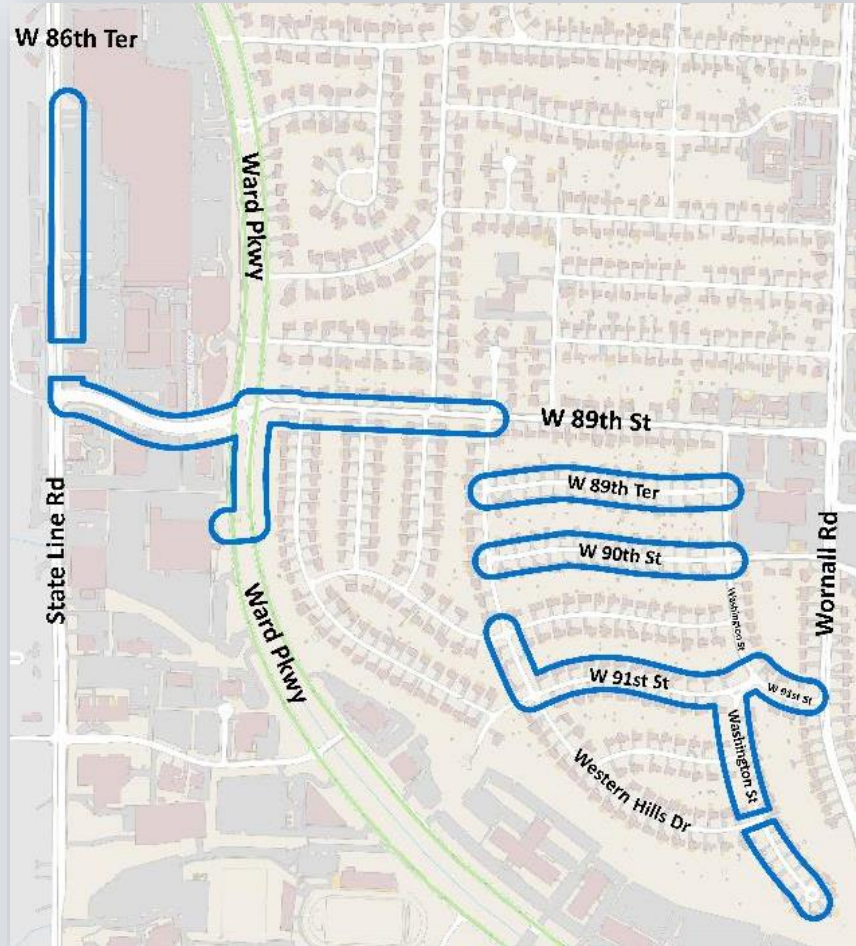
FY24 Planned Construction Projects

Project Number	Actual / Estimated Contract Amount
80002278	\$3,183,840.00
80002288	\$3,720,000.00
80002222	\$7,272,372.60
80002225	\$4,080,800.00
80002226	\$4,620,880.00
80002218	\$2,750,000.00
80002280	\$2,084,185.61
80002277	\$3,720,000.00
80002279	\$1,100,000.00
80002306	\$2,516,780.00
80002270	\$1,950,000.00
80002272	\$4,471,000.00
80002275	\$4,702,000.00
80002271 (Phase I)	\$3,780,000.00
80002271 (Phase II)	\$1,780,303.03
80002222	\$5,250,000.00
Total	\$58,219,495

FY24 Budget = \$56,000,000.00



ORDINANCE NO. 230638



ORDINANCE NO. 230638

PROACTIVE PUBLIC ENGAGEMENT

Public information sheet posted <https://www.kcwater.us/projects>


Public meeting held virtually:

- KC Water/City leaders invited internally
- Affected customers receive postcard invitation
- Project team gives overview of project and construction activity impact
- Meeting recorded and posted online

Ongoing during work:

- Contractor and Project Manager information distributed
- Contractors notify customers prior to traffic disruption and brief water outages

INVESTING IN KC



WATER MAIN REPLACEMENT

In the Area of Burning Tree Drive to W. 139th Street and Saint Andrews Drive to Wornall Road

Replacing approximately 7,277 feet of break-prone 2-inch, 6-inch, 8-inch, and 12-inch cast iron pipe water mains with more durable ductile iron pipe in the area of Burning Tree Drive to W. 139th Street and Saint Andrews Drive to Wornall Road


PUBLIC MEETING

What: Water Main Replacement

When: Tuesday, October 13, 2020
6:00 p.m.

Where: <https://www.kcwater.us/projects/current-projects>
Click on the project: Water Main Replacement:
Burning Tree Drive to W. 139th Street
Or call +1 872-212-5076 (toll),
Conference ID: 942 114 2684

PROJECT AREA



— Project Work

October 2020 to June 2021

THANK YOU

A decorative graphic at the bottom of the slide consisting of several overlapping, wavy bands of blue in various shades, ranging from light to dark, creating a sense of movement and depth.

Project Type	Project Number	Miles	Contract Value	Total Miles in EJ Areas	Council Districts in Project	Miles per District	Contract Value per District	MBE Goal	MBE CUP	WBE Goal	WBE CUP	Public Notices Sent
Council District 1												
FY24 Const. Contracts	None	N/A	N/A	N/A	N/A	N/A	N/A	11%	N/A	11%	N/A	N/A
On-going Construction	80002220	3.01	\$6,352,711.00	0.00	1	3.01	\$6,352,711.00	9%	9%	7%	7%	662
	80002219	3.29	\$12,302,093.00	0.63	1	3.29	\$12,302,093.00	9%	9%	7%	7%	4,533
	80002276	3.72	\$7,887,000.00	2.10	1, 2	1.40	\$2,967,878.10	11%	14%	11%	10.9%	397
Council District 2												
FY24 Const. Contracts	None	N/A	N/A	N/A	N/A	N/A	N/A	11%	N/A	11%	N/A	N/A
On-going Construction	80002276	3.72	\$7,887,000.00	2.10	1, 2	2.32	\$4,919,121.90	11%	14%	11%	10.9%	397
Council District 3												
FY24 Const. Contracts	80002278	1.32	\$3,183,840.00	1.32	3, 4	0.58	\$1,400,889.60	11%	14.5%	11%	11%	None yet
	80002279	1.10	\$1,100,000.00	0.44	3, 4	0.06	\$59,950.00	11%	N/A	11%	N/A	N/A
	80002222	2.35	\$5,250,000.00	2.35	3	2.35	\$5,250,000.00	11%	N/A	11%	N/A	N/A
	80002034	0.72	\$1,086,647.73	0.72	3, 4	0.45	\$679,154.83	11%	N/A	11%	N/A	N/A
	80002275	3.61	\$4,702,000.00	3.61	3, 5	2.56	\$3,333,718.00	11%	N/A	11%	N/A	N/A
On-going Construction	80002326	0.20	\$376,387.44	0.20	3	0.20	\$376,387.44	N/A	N/A	N/A	N/A	Parks Project
	80002281	1.41	\$2,429,674.00	1.41	3, 4	0.77	\$1,326,602.00	11%	11%	11%	11%	181
	80002216	3.67	\$5,091,000.00	3.67	3	3.67	\$5,091,000.00	11%	11%	11%	11%	513

Project Type	Project Number	Miles	Contract Value	Total Miles in EJ Areas	Council Districts in Project	Miles per District	Contract Value per District	MBE Goal	MBE CUP	WBE Goal	WBE CUP	Public Notices Sent
Council District 4												
FY24 Const. Contracts	80002278	1.32	\$3,183,840.00	1.32	3, 4	0.74	\$1,782,950.4	11%	14.5%	11%	11%	N/A
	80002288	0.76	\$3,720,000.00	0.76	4	0.76	\$3,720,000.00	11%	10%	11%	10%	N/A
	8002271	2.46	\$1,780,303.03	2.46	4	2.46	\$1,780,303.03	11%	N/A	11%	N/A	N/A
	80002226	1.67	\$2,004,000.00	1.67	4	1.67	\$2,004,000.00	11%	N/A	11%	N/A	N/A
	80002279	1.10	\$1,100,000.00	0.44	3, 4	1.04	\$1,040,050.00	11%	N/A	11%	N/A	N/A
	80002034	0.72	\$1,086,647.73	0.72	3, 4	0.27	\$407,492.90	11%	N/A	11%	N/A	N/A
	80002306	2.16	\$2,516,780.00	2.16	4	2.16	\$2,516,780.00	11%	N/A	11%	N/A	N/A
	80002280	1.60	\$2,084,185.61	0.33	4	1.60	\$2,084,185.61	11%	N/A	11%	N/A	N/A
	80002277	2.97	\$3,720,000.00	2.97	4	2.97	\$3,720,000.00	11%	N/A	11%	N/A	N/A
	80002270	1.55	\$1,950,000.00	1.55	4	1.55	\$1,950,000.00	11%	N/A	11%	N/A	N/A
80002272	2.63	\$4,471,000.00	1.40	4, 5, 6	0.35	\$594,643.00	11%	N/A	11%	N/A	N/A	
On-going Construction	80002271	1.91	\$10,018,348.00	1.63	4	1.91	\$10,018,348.00	12%	19%	12%	20%	662
	80002281	1.41	\$2,429,674.00	1.41	3, 4	0.64	\$1,103,072.00	11%	11%	11%	11%	4,533
	80002046	0.27	\$1,203,801.00	0.00	4	0.27	\$1,203,801.00	10%	10%	7%	7%	397

Project Type	Project Number	Miles	Contract Value	Total Miles in EJ Areas	Council Districts in Project	Miles per District	Contract Value per District	MBE Goal	MBE CUP	WBE Goal	WBE CUP	Public Notices Sent
Council District 5												
FY24 Const. Contracts	80002275	3.61	\$4,702,000.00	3.61	3, 5	1.05	\$1,368,282.00	11%	N/A	11%	N/A	N/A
	80002272	2.63	\$4,471,000.00	1.40	4, 5, 6	0.35	\$595,090.10	11%	N/A	11%	N/A	N/A
On-going Construction	80002273	3.03	\$7,019,096.77	2.46	5, 6	2.46	\$5,698,804.67	10%	10%	10%	10%	469
Council District 6												
FY24 Const. Contracts	80002225	1.58	\$2,800,000.00	0.00	6	1.58	\$2,800,000.00	11%	N/A	11%	N/A	N/A
	80002218	1.82	\$2,750,000.00	1.82	6	1.82	\$2,750,000.00	11%	N/A	11%	N/A	N/A
	80002272	2.63	\$4,471,000.00	1.40	4, 5, 6	1.55	\$2,634,983.85	11%	N/A	11%	N/A	N/A
On-going Construction	80002273	3.03	\$7,019,096.77	2.46	5, 6	0.57	\$1,320,292.10	10%	10%	10%	10%	469
	80002291	0.56	\$1,450,000.00	0	6	0.56	\$1,450,000.00	9%	9%	7%	2%	142

