


# American with Disabilities Language Access Plan

Resolution 240197

February 28, 2024

Neighborhoods, Planning & Development Committee



2

## Americans with Disabilities Act (ADA)

Title II, Subtitle A – State and Local Government Services

People with disabilities must have equal opportunity to participate in and benefit from all state and local government programs, services, and activities in the most integrated manner appropriate for the individual.



Sign Language



Realtime Captioning



Closed Captioning



Assistive Listening Device



Amplified Phones



Mobility Access



Information and Help




Braille



Large Print

3




Office of the City Manger – Equity Office

4


## Plain Writing Act of 2010

Will strengthen the City’s compliance with:


- Titles VI & VII of the Civil Rights Act
- Title II, Subtitle A of the Americans with Disabilities Act




Sign Language




Realtime Captioning




Closed Captioning




Assistive Listening Device




Amplified Phones




Mobility Access



Information and Help




Braille



Large Print

4



Office of the City Manger – Equity Office

5

## 2022 Disability Statistics – State of Missouri

**Disability  
by Age**

**In 2022, the prevalence of disability in Missouri was:**

15%	Persons of all ages
0.8%	Persons ages 4 and under
6%	Persons ages 5 to 15
8.7%	Persons ages 16 to 20
13.3%	Persons ages 21 to 64
26.1%	Persons ages 65 to 74
46.4%	Persons ages 75+

Cornell University, Yang – Tan Institute on Employment and Disability ([disabilitystatistics.org](http://disabilitystatistics.org))

5

## 2022 Disability Statistics – State of Missouri



In 2022, the prevalence of the six disability types among persons of all ages in Missouri was:

15%	Any Disability
0.8%	Visual Disability
6%	Hearing Disability
8.7%	Ambulatory Disability
13.3%	Cognitive Disability
26.1%	Self-Care Disability
46.4%	Independent Living Disability

Cornell University, Yang – Tan Institute on Employment and Disability ([disabilitystatistics.org](http://disabilitystatistics.org))

## 2022 Disability Statistics – State of Missouri



In 2022, the prevalence of the six disability types among persons of all ages in Missouri was:

13%	White
17.1%	Black/African American
10.6%	Hispanic/Latino
4.6%	Asian
18.5%	Native Americans
13.5%	Persons of other race(s)

Cornell University, Yang – Tan Institute on Employment and Disability ([disabilitystatistics.org](http://disabilitystatistics.org))

## Kansas City Disability Statistics – US Census 2022 Data

DISABILITY STATUS OF THE CIVILIAN NONINSTITUTIONALIZED POPULATION		
Kansas City, Missouri	2022 Estimate	2021 Estimate
<b>Total Civilian Noninstitutionalized Population</b>	<b>505,213</b>	<b>502,693</b>
With a Disability	13.3%	13.2%
<b>Under 18 years</b>	<b>108,984</b>	<b>113,042</b>
With a Disability	3.2%	5.3%
<b>18 to 64 years</b>	<b>318,394</b>	<b>320,624</b>
With a Disability	11.5%	11.6%
<b>65 years and over</b>	<b>76,835</b>	<b>69,027</b>
With a Disability	35.0%	33.6%

US Census Bureau Data – CPO2 | Comparative Social Characteristics in the United States.  
2020 American Community Survey 1-Year Estimates Comparison Profiles

8

## Kansas City Disability Statistics – US Census 2022

### KC Resident Sample w/Hearing, Vision, and Cognitive Difficulties

Hearing Difficulty	15,706	3.1%
Vision Difficulty	12,948	2.5%
Cognitive Difficulty	29,204	5.7%

*6.9% are Black, Indigenous, People of Color (BIPOC); immigrants and refugees.*

6.9% are Black, Indigenous, People of Color (BIPOC); immigrants and refugees.

9

# Intersection: Language Access + Accessibility

Complex Language

Cultural and Dialectal Linguistic Barriers

Failure to diversity communication methods and resources can result in a exclusionary practice(s) negatively impacting residents with (1) intellectual and development disabilities, (2) deaf or hearing impairments, and (3) visual or low vision impairment.

# Language Access and Accessibility Plan

Plain Language

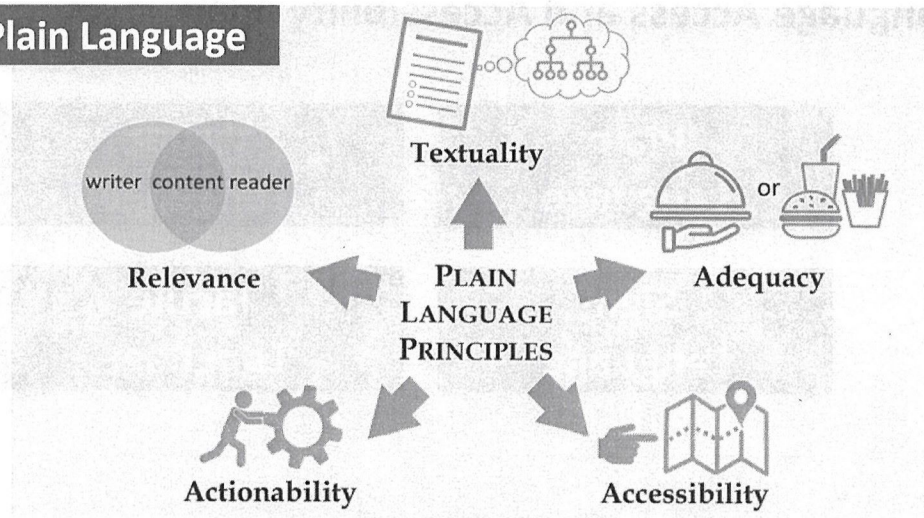


Image created by: Bill Sparano

# Language Access and Accessibility Plan


## Visual Language



[Brandculture.com.au/a-guide-to-the-worlds-newest-pictograms/](http://Brandculture.com.au/a-guide-to-the-worlds-newest-pictograms/)

12

# Language Access and Accessibility Plan



13

## Engaging Local Providers



14

## QUESTIONS

15

