



Kansas City Health Department Support on Extension of Mask Order

Transportation, Infrastructure and Operations Committee Wednesday, October 6, 2021

Presented by:

Frank E. Thompson, MS

Interim Director of Health, KCMO



@KCMOHealthDept

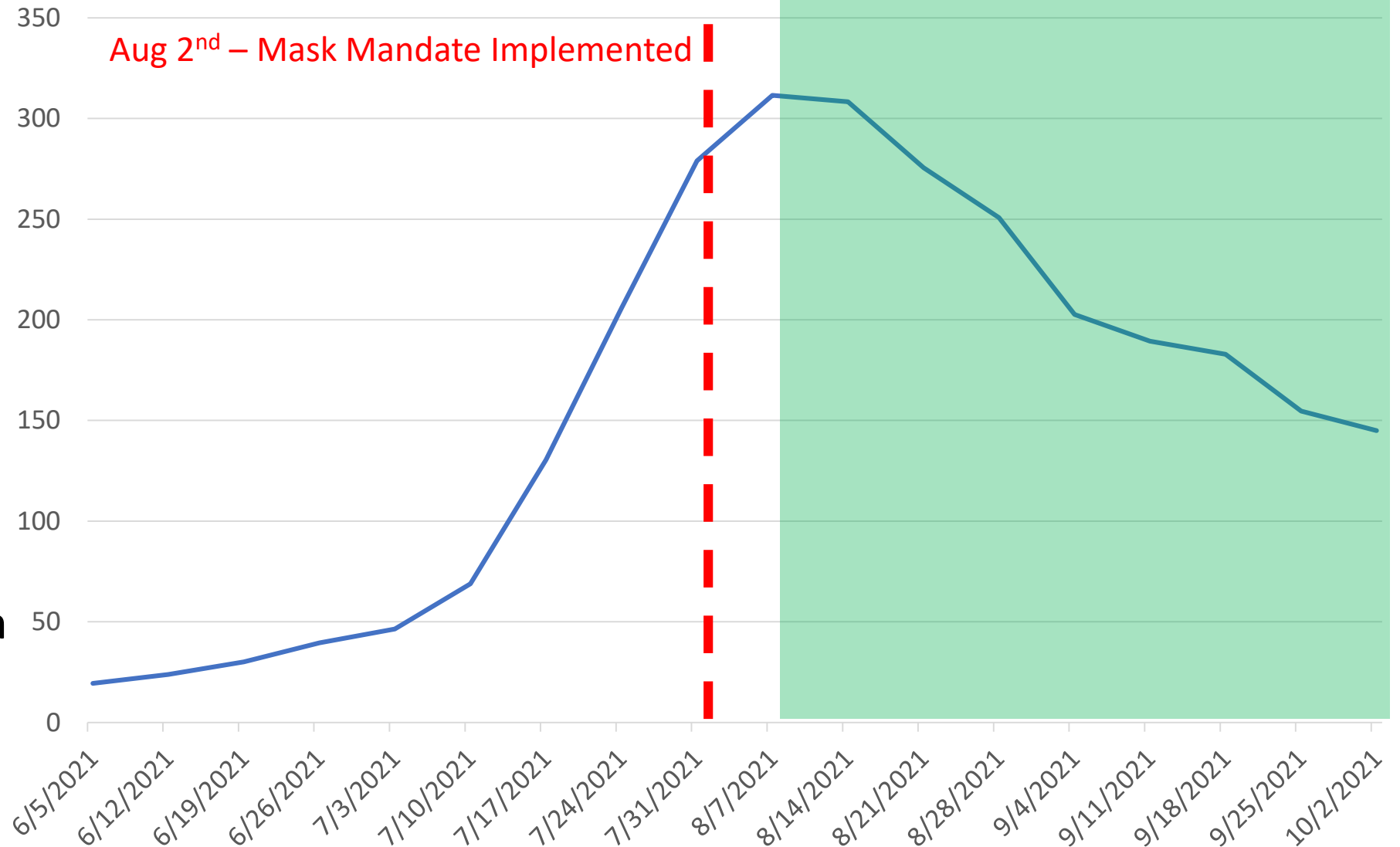
- *Data presented in this presentation is provisional in nature due to data lag within reporting institutions. All attempts have been made to provide accurate information as of the time of this presentation.*



2400 Troost Ave. | Suite 4000 | Kansas City, MO 64108
Phone: 816.513.6252 | KCMO.GOV | Frank.Thompson@kcmo.org



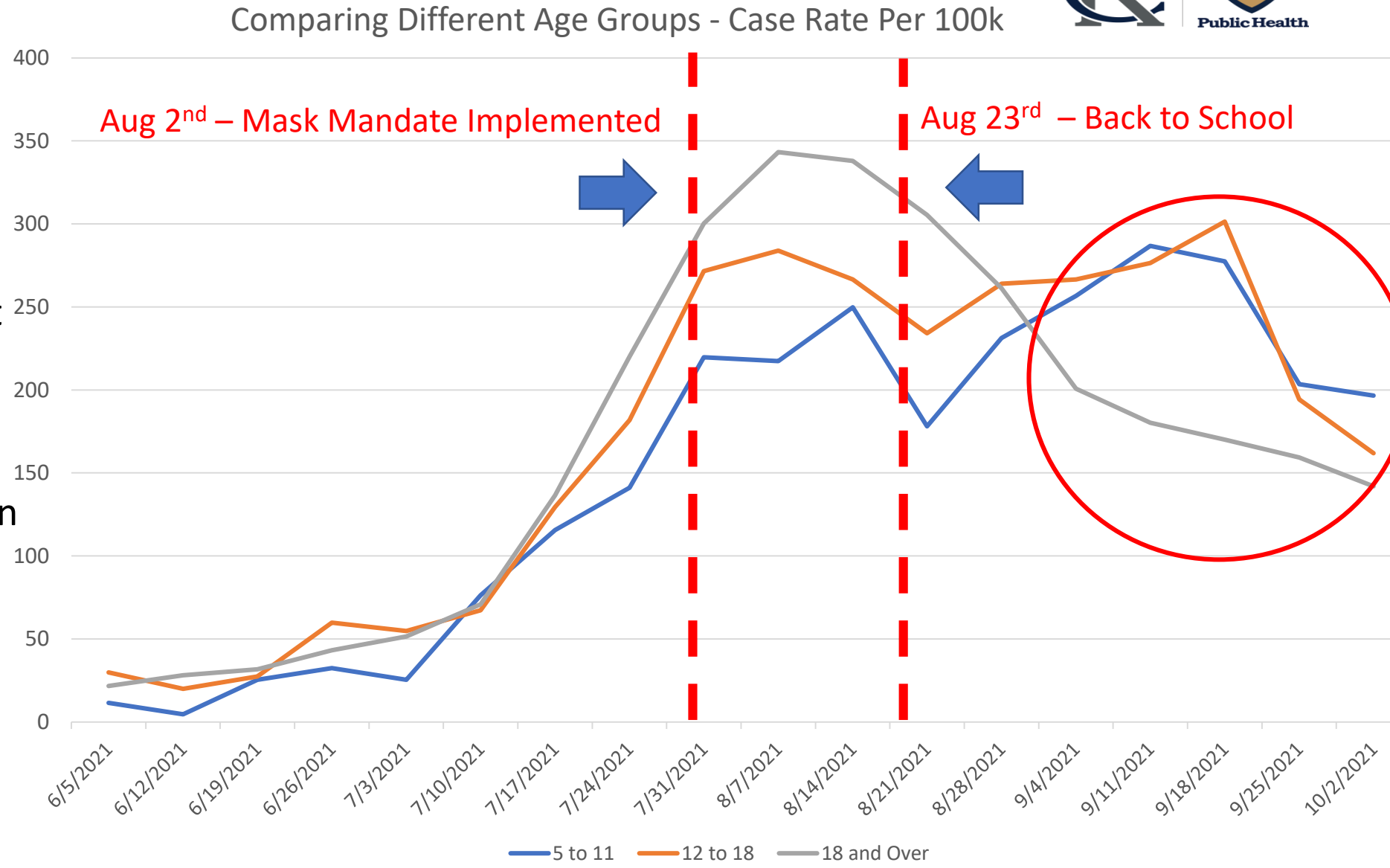
Total Population Case Rate per 100k



➤ The mask mandate has effectively flattened the curve, blunting the exponential increase in cases KCMO was experiencing in early August 2021.

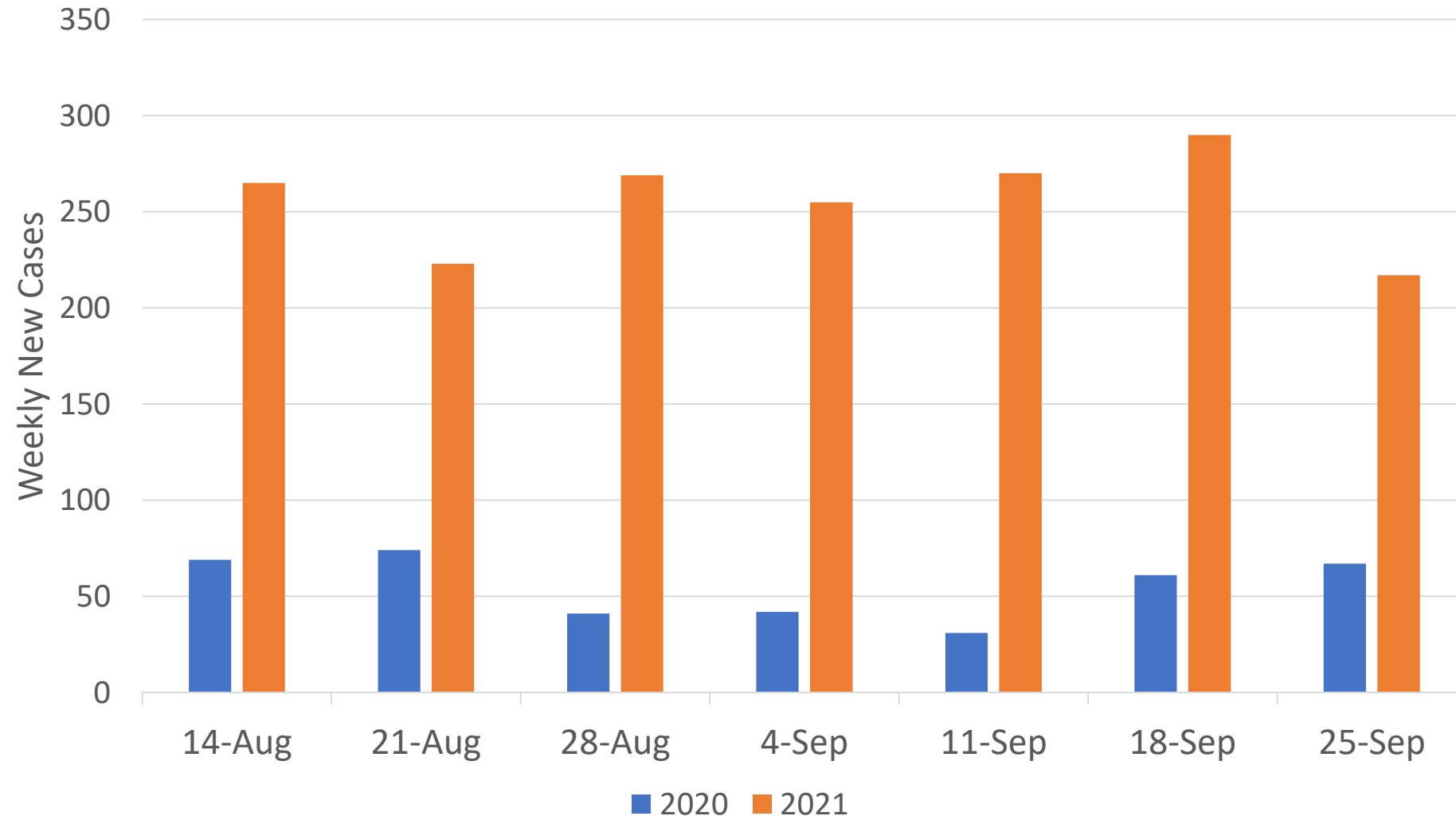
➤ When looking at the City as a whole, the current case rate has largely plateaued, with a slight decrease in the most recent week, (less than 5%).

- The overall pattern of cases is hiding a divergence in case rate among specific age groups.
- Those 18 and over have experienced a significant decline in case rate from the August peak.
- While school age children showed significant increases in contracting the virus after returning to school and are currently experiencing a decline in case rates.





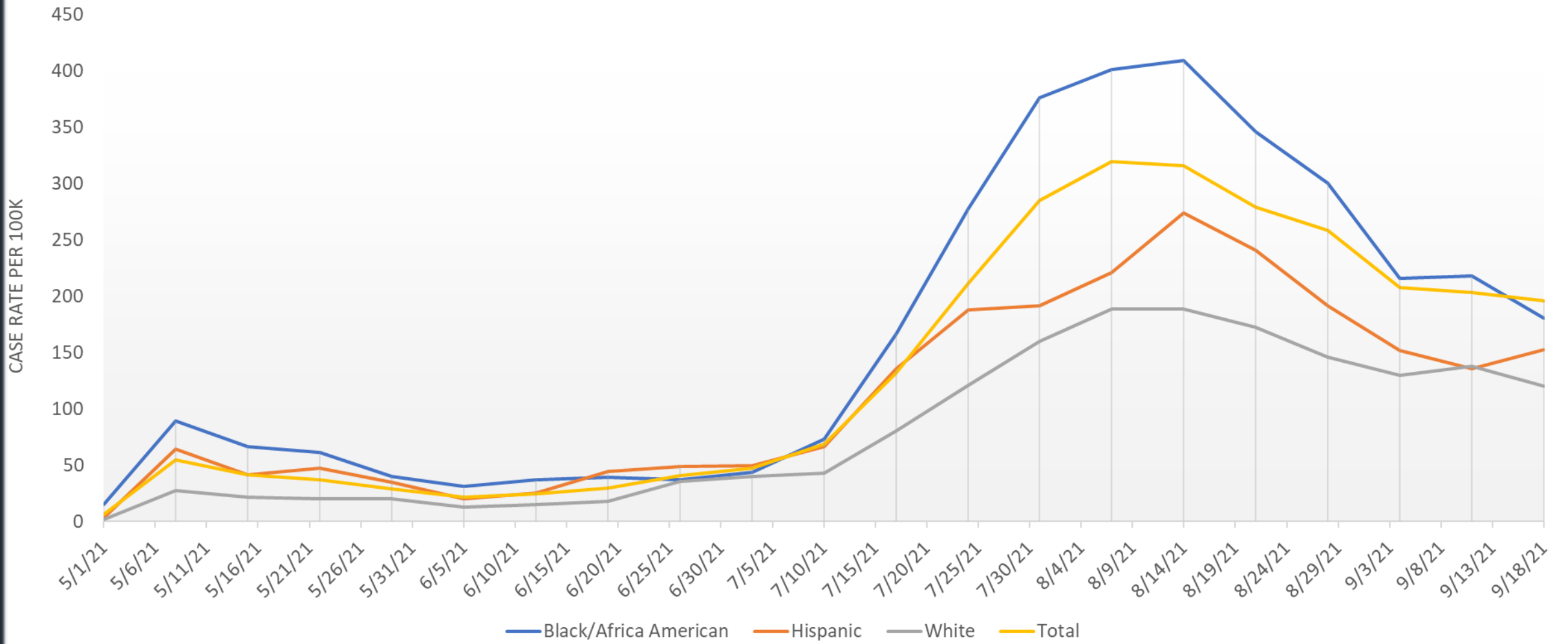
Number of New Cases 18 and Under



- The number of cases seen in age groups 18 and under, has increased dramatically
- Comparing the same week in September 2020, to new cases in those 18 and under, have increased 230% from 2020 to 2021.
- Majority of children 18 and under are not vaccinated. Their only mode of protection is offered through masking of themselves and of those individuals around them.*

**(in combination with vaccination for those eligible to do so)*

Weekly Age Adjusted Case Rates by Race/Ethnicity Since May 1st 2021 – Sep 25th 2021



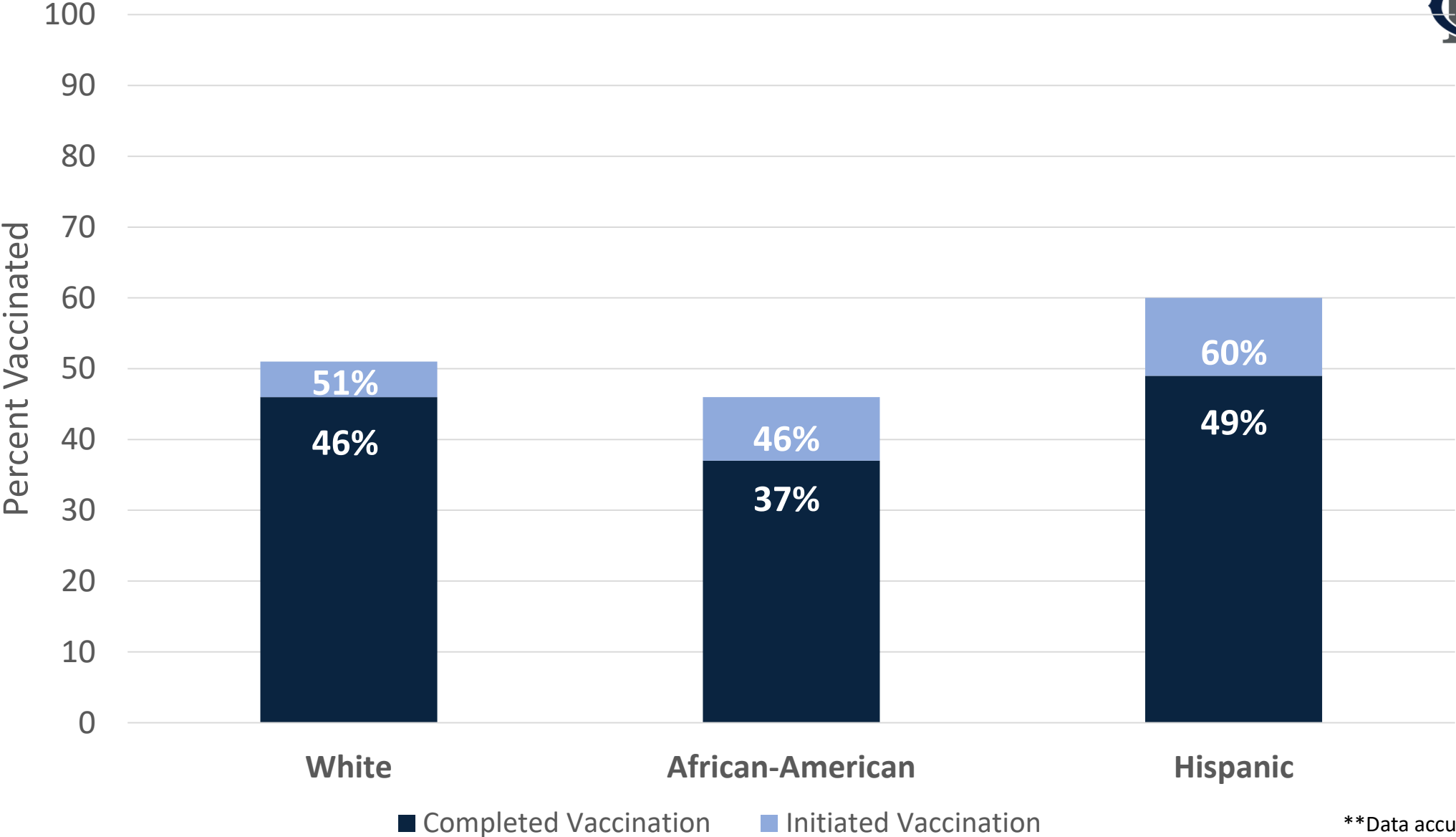


**Data accurate as of October 2, 2021

Cumulative Percent Completed Vaccinated KCMO

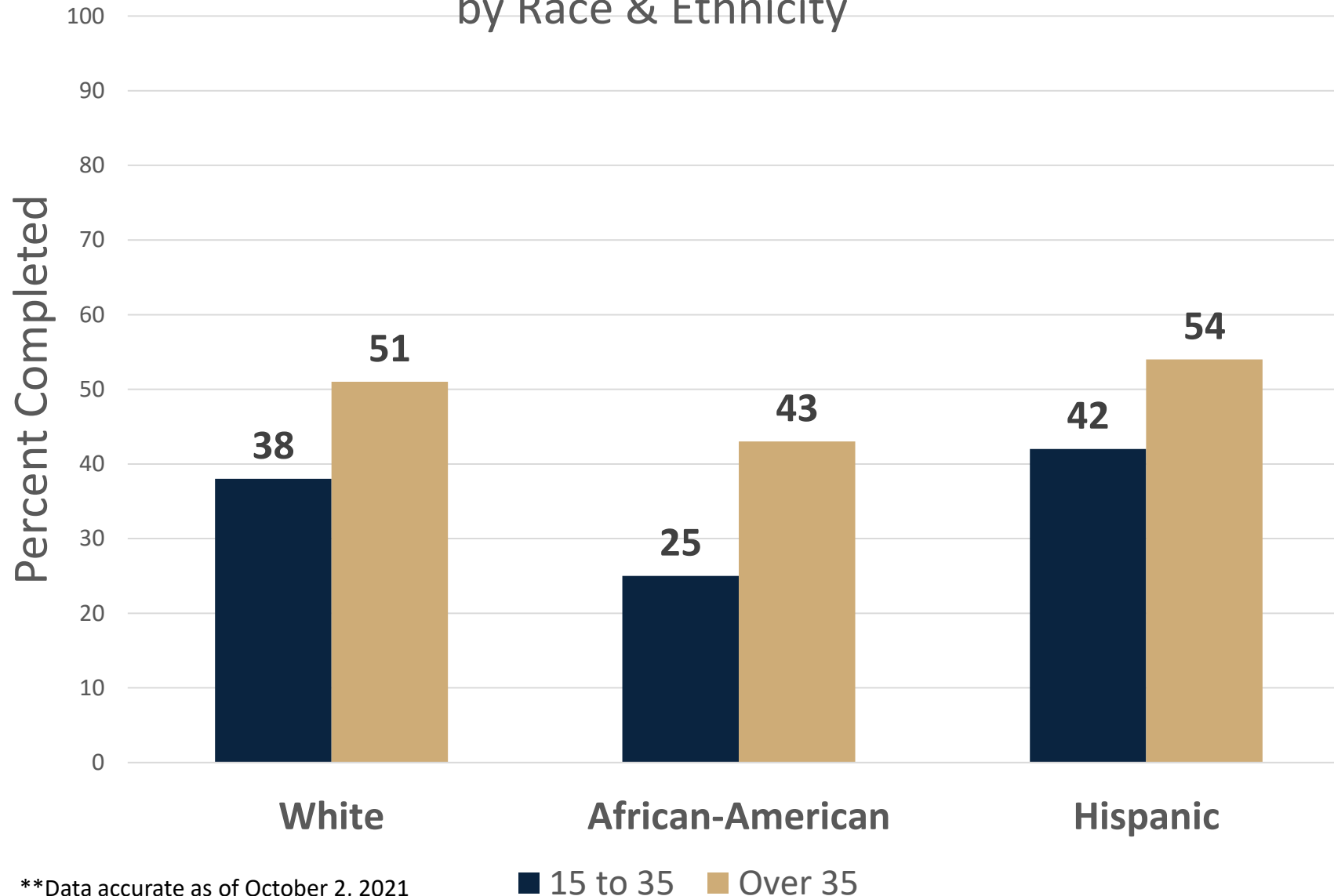


KCMO Total Population Vaccination by Race & Ethnicity



**Data accurate as of September 23, 2021

KCMO Residents Completed Vaccination by Race & Ethnicity

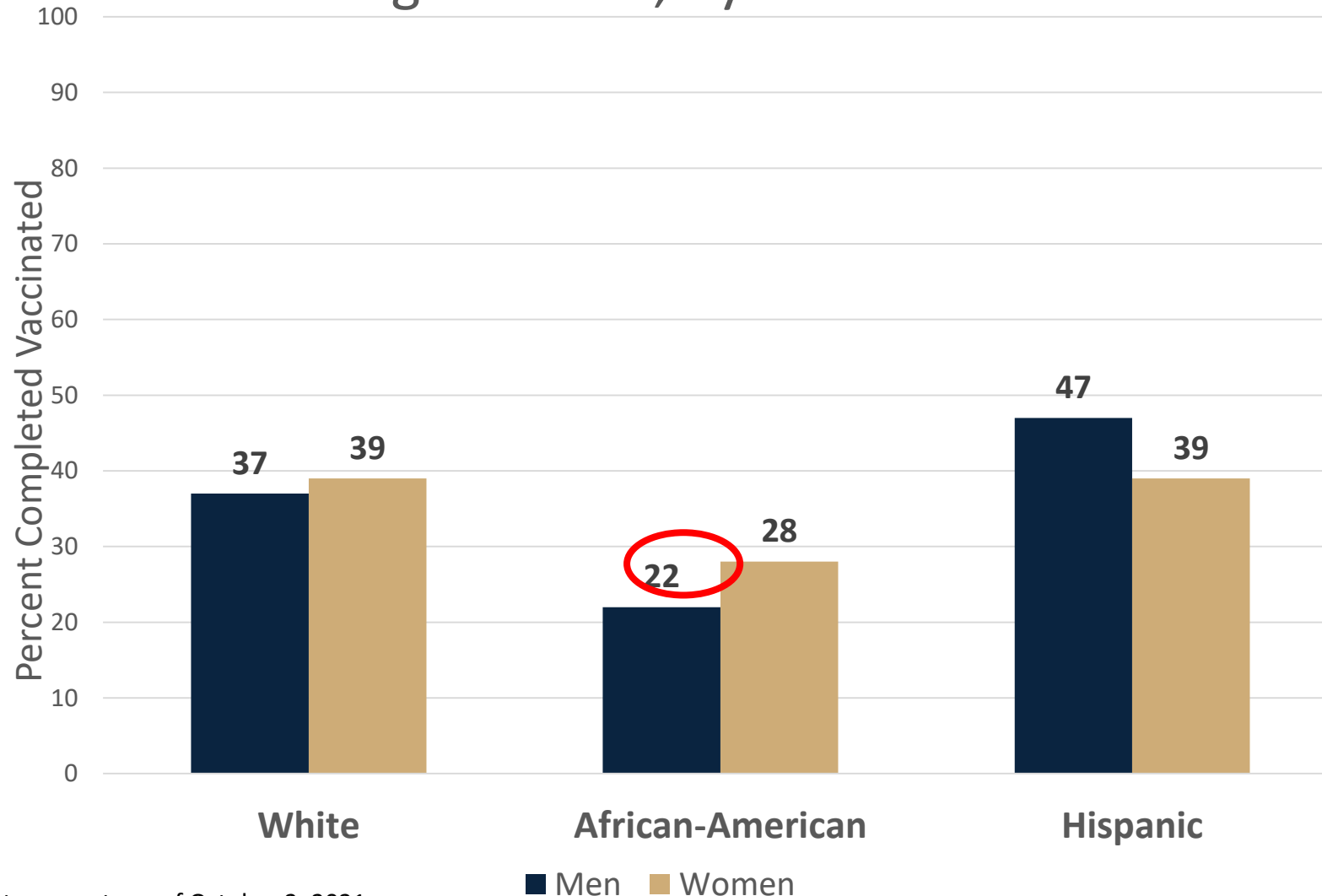


- On average, KCMO residents between age 15 and 35 are vaccinated at a rate, 15% lower than those 35+
- Hispanic adults over age 35 are above the national average of 51.4%

**Data accurate as of October 2, 2021



Completed Vaccination of KCMO Residents Age 15 – 35, by Gender

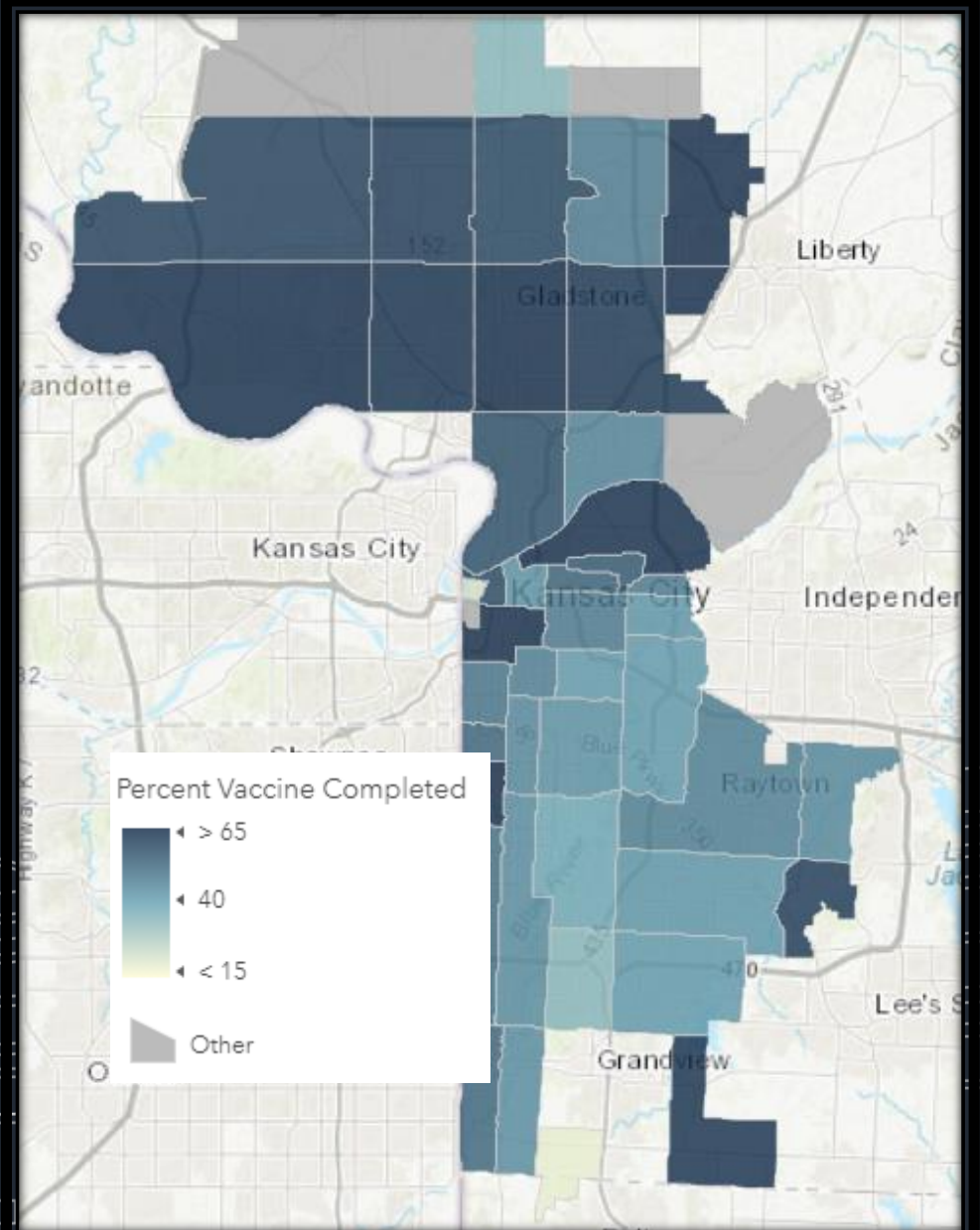
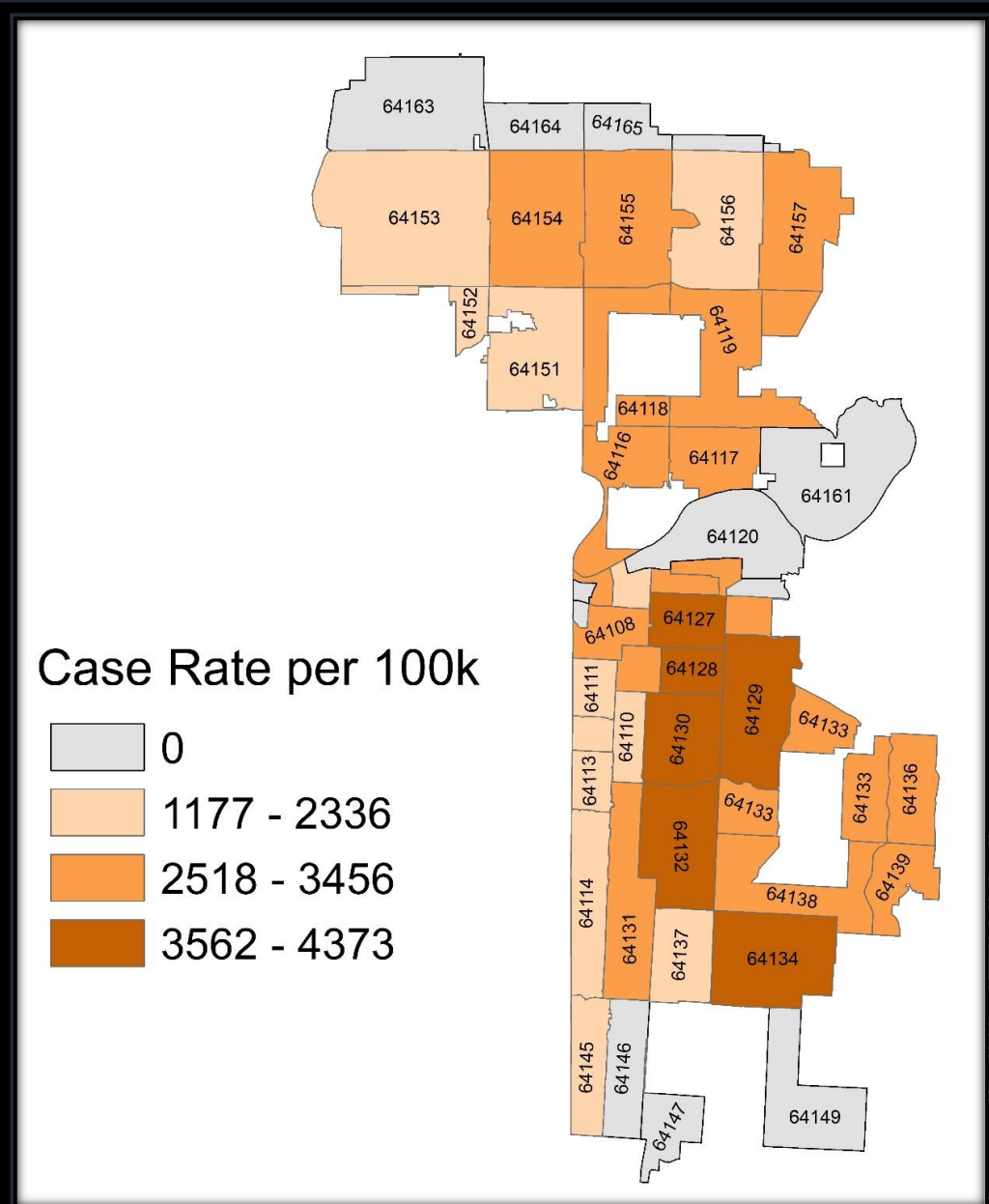


**Data accurate as of October 2, 2021

- There is a sizable difference in vaccination status with gender in the 15 - 35 age range.
- African American men under 35 have the lowest vaccination rate in the city, at just **22% completed**.
- **There are currently 87,985 residents ages 15-34 completely unvaccinated in KCMO**

Unvaccinated Persons Are Driving The Current Outbreak

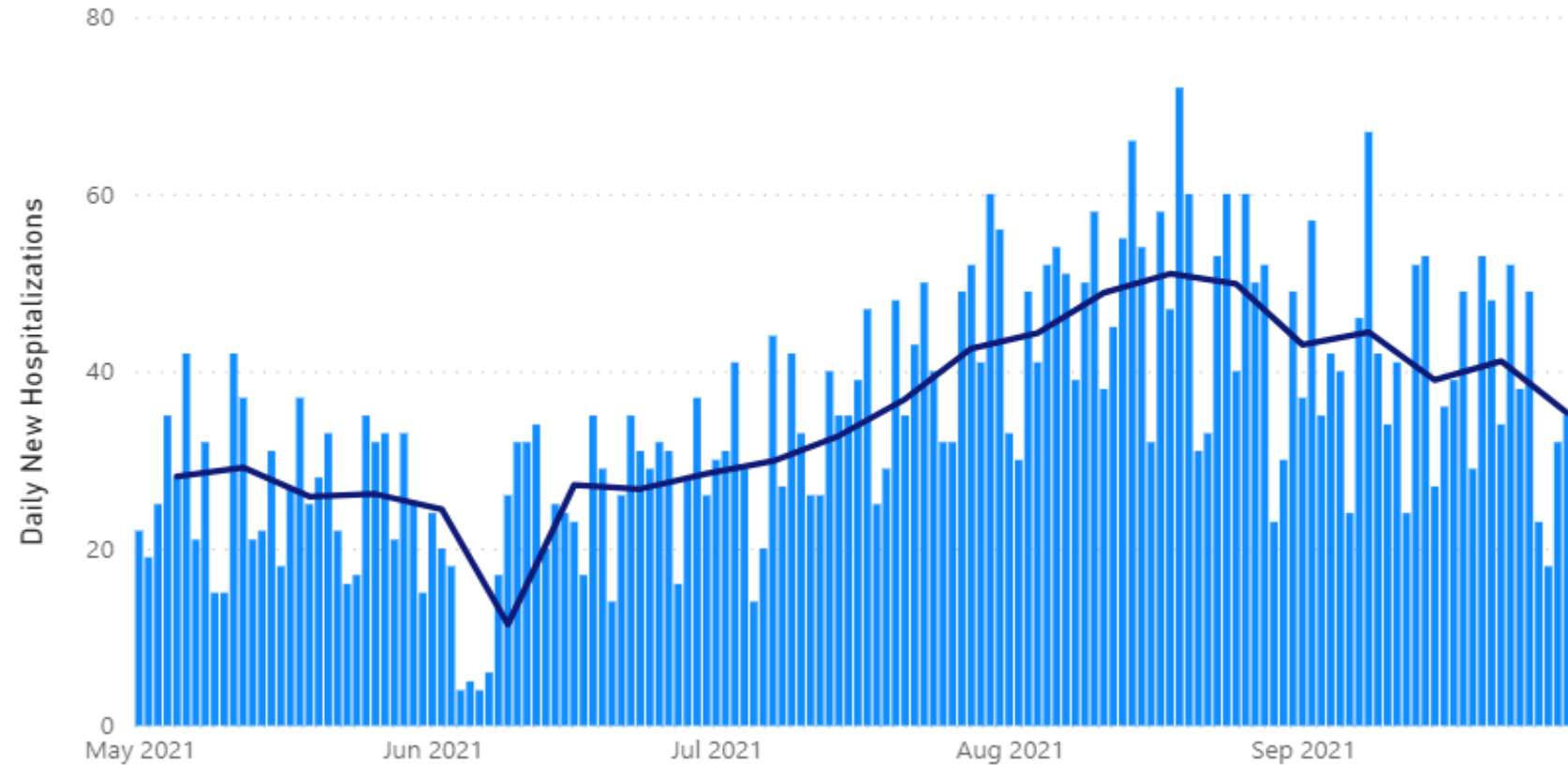
**Data accurate as of September 25th, 2021. Population derived from 2019 ACS 5 Year Estimates



Hospitalizations

New Hospitalizations 7-day rolling average trend line* and daily bars for single jurisdiction

● Daily New Hospitalizations ● Daily Average New Hospitalizations*



Source: <https://marc2.org/covidhub/>

➤ As of Thursday, September 30, 2021, 24% of all Adult ICU beds were used by COVID-19 patients. Overall, only 16% of ICU beds were available.

➤ Daily hospitalizations have increased by 3.1 times, from an average of 11 per day in early June 2021, to 35 per day, as of Sept. 30.

➤ Since January 2021, there have been 2,578 hospitalizations of children under 18 years of age in Kansas City area hospitals. **An average of 9.5 per day for the entire year.**

➤ Many of these children are not eligible for vaccination. Masks remain the best mode of protection for those unvaccinated children.

**“Public health is what we, as a
society,
do collectively
through organized actions
to assure the conditions in which
all people can be healthy.”**

-- Institute of Medicine
(adapted from “Future of Public Health”
1988)

COVID-19 Vaccination Clinics for Week of October 4 – October 9, 2021



Mon, October 4th, 10:00 am – 2:00 pm

Knights of Columbus (East), 5101 Blue Ridge Cut-Off, KCMO 64133

Tues, October 5th, 2:00 pm – 6:00 pm

Knights of Columbus (East), 5101 Blue Ridge Cut-Off, KCMO 64133

Tues October 5th, Briarcliff Location, 2nd doses

Water Dept. Employee Clinic, 4800 E. 63rd St, KCMO 64130

Wednesday, October 6th ****Weekly**** -- 9:00 am- 2:00 pm

NNI (North), 5340 NE Chouteau Trfwy, KCMO



COVID-19 Vaccination Clinics for Week of October 4 – October 9, 2021, con't...

Wed., October 6th , Water Dept. Employee Clinic
Wastewater Treatment Plant, 950 North Century KCMO



Thurs., October 7th -- 9:00 am – 2:00 pm
NNI (North), 5340 NE Chouteau Trfwy, KCMO

Thurs., October 7th ** Weekly In October** -- 11:00 am – 2:00 pm
City Market, 20 E. 5th St, KCMO 64106

Thurs., October 7th , 3:00 pm – 6:00pm
Hickman Mills HS, B2S & C19, 9010 Old Santa Fe Rd, KCMO 64138

COVID-19 Vaccination Clinics for Week of October 4 – October 9, 2021, con't...



Fri, October 8th, 4:00 pm – 7:00 pm

Worlds of Fun Halloween Haunt, 4545 Worlds of Fun Ave, KCMO 64161

Fri, October 8th, 12:00 pm – 4:00 pm

Manheim KC, 3901 N. Skiles Ave, KCMO 64161

Sat., October 9th, 10:00 am – 2:00 pm

Mt. Washington MBC, Weekly Lunch Give-a-Way, 3551 Wabash Ave, KCMO 64109

Sat., October 9th, 10:00 am – 2:00 pm

Midwest Soul VegFest, Swope Park, 3999 Meyer Blvd, KCMO 64130



Questions or Comments?

