

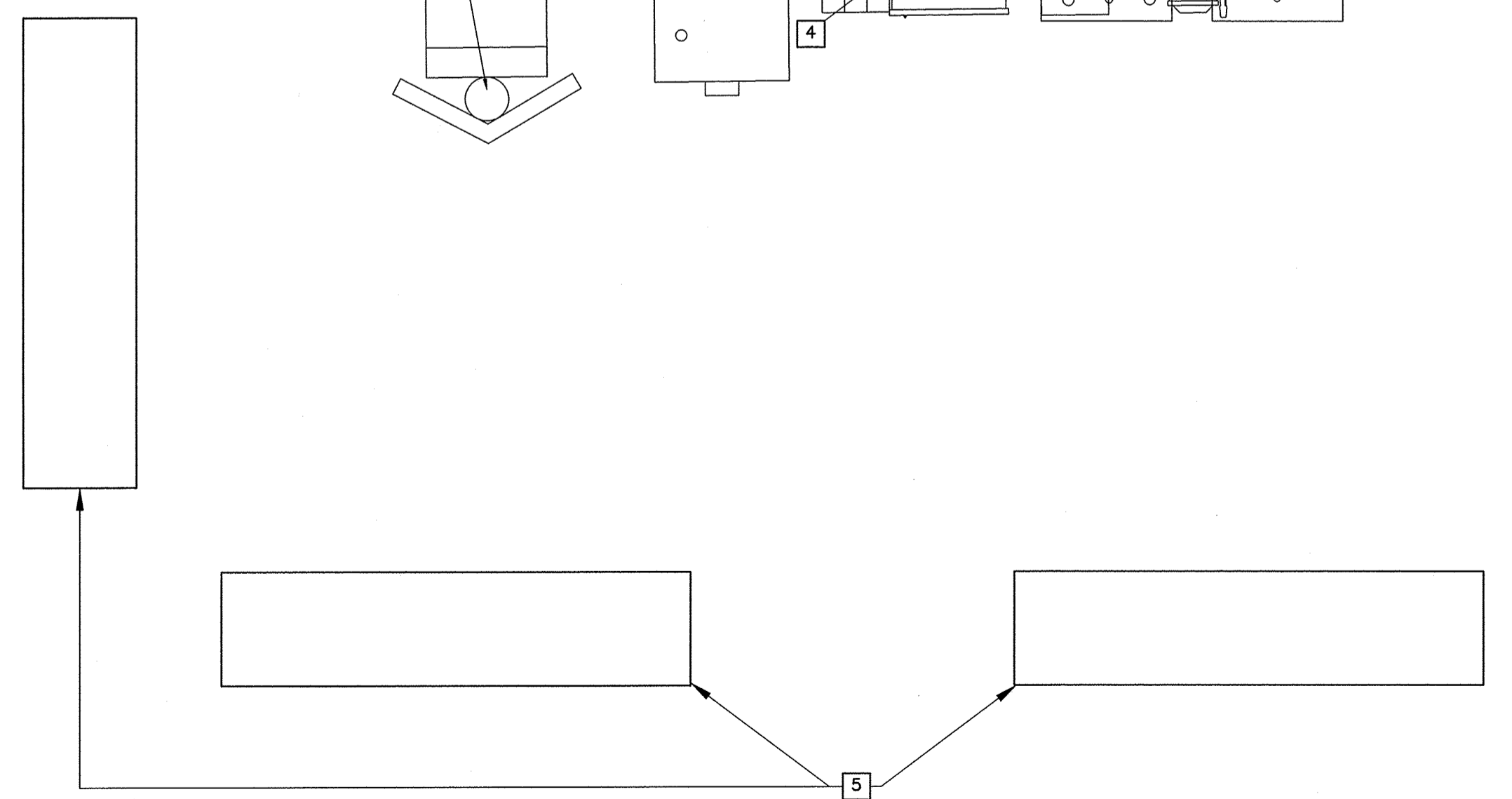
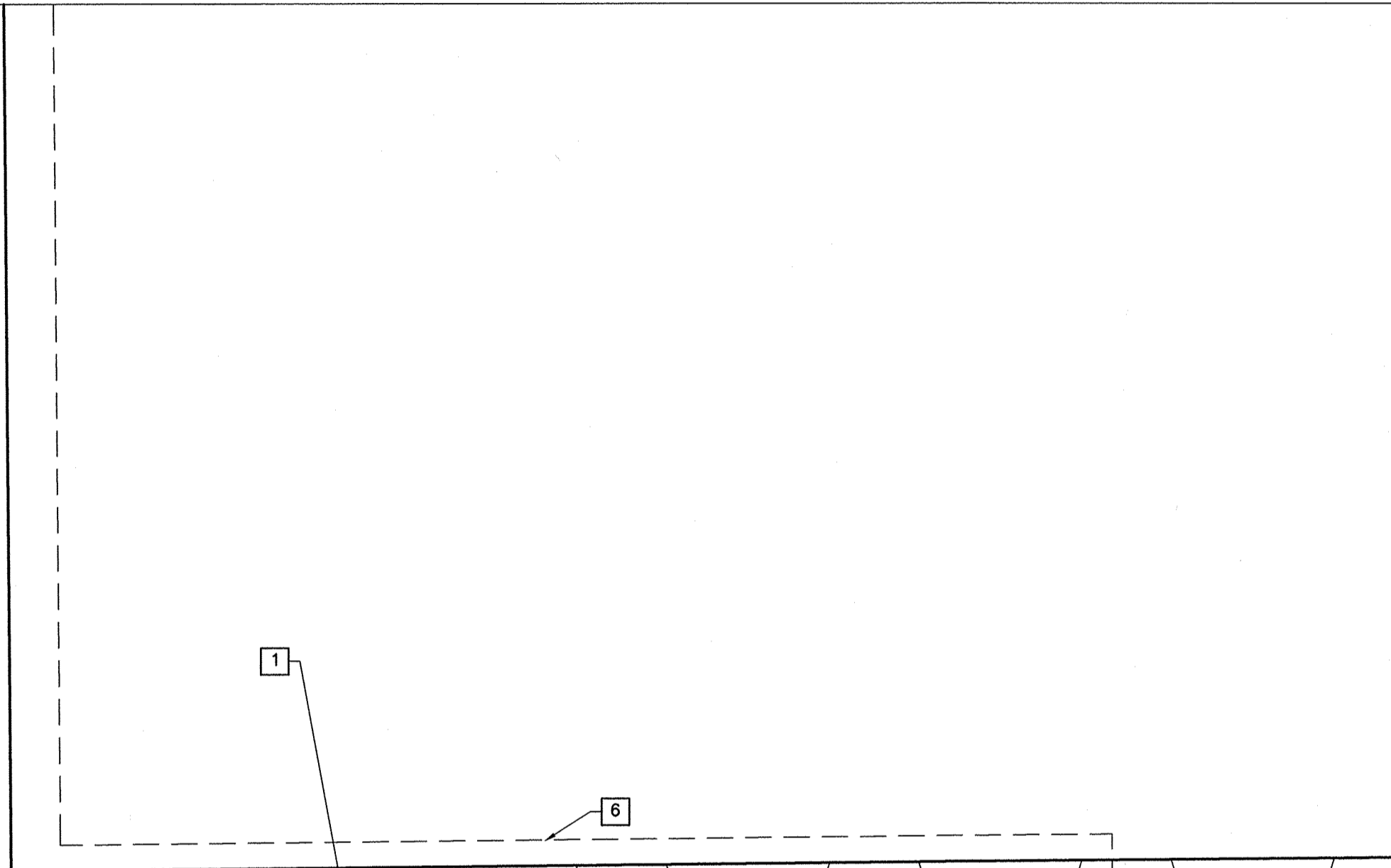
8 7 6 5 4 3 2 1

**NOTES:**

1. REFERENCE EXISTING AIRPORT LAYOUT PLAN DATED JULY, 2010.
2. REFERENCE AIRPORT SURFACE SURVEILLANCE CAPABILITY (ASSC) PROGRAM SITE ENGINEERING REPORT FOR KANSAS CITY INTERNATIONAL AIRPORT, DATED MAY 9, 2014.
3. REFERENCE SYSTEM INSTALLATION CONSTRAINTS DOCUMENT FOR THE AIRPORT SURFACE SURVEILLANCE CAPABILITY (ASSC) PROGRAM, DATED NOVEMBER 27, 2012.

**CONSTRUCTION NOTES:**

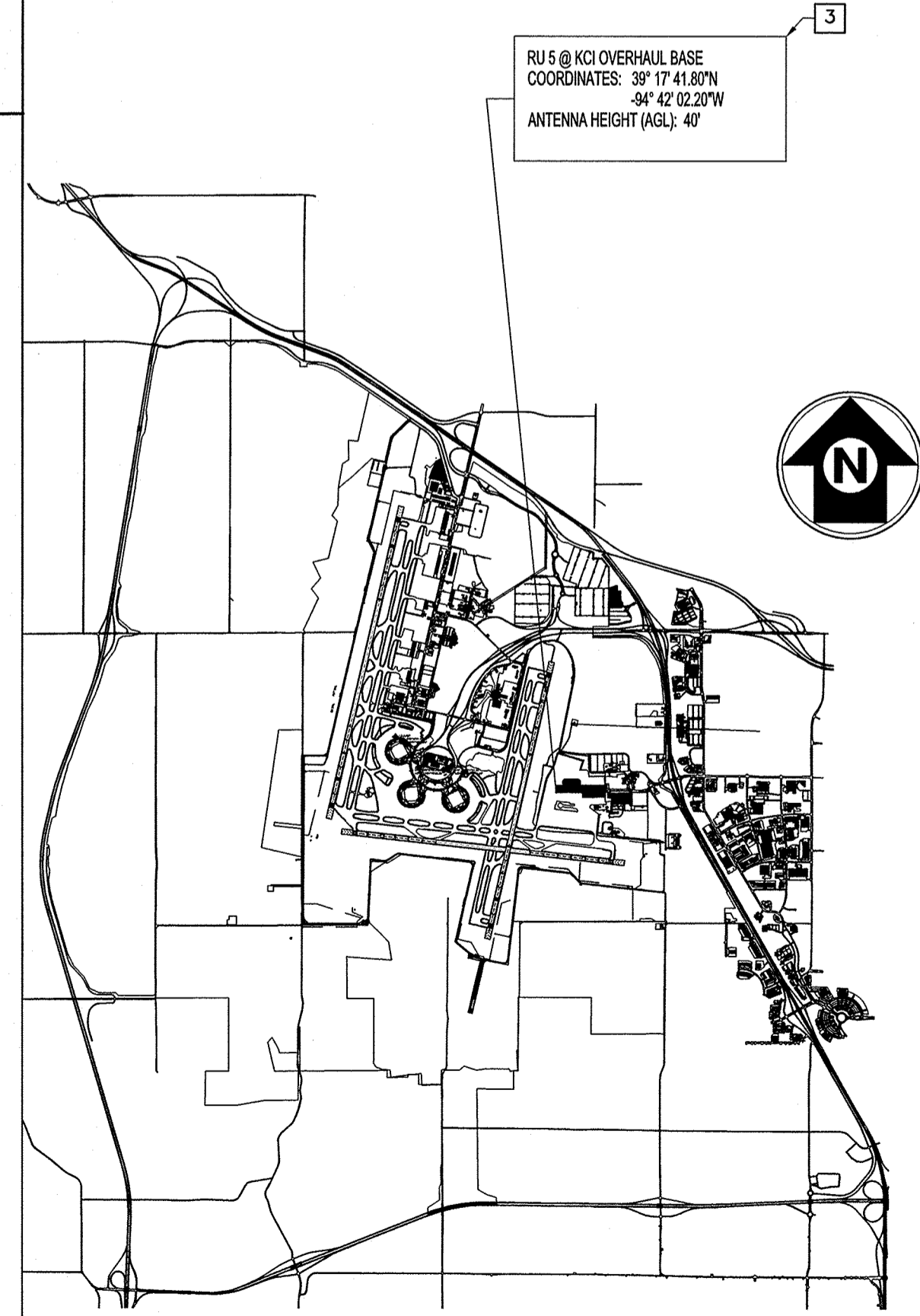
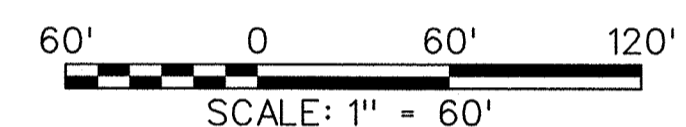
1. COORDINATE ALL CONSTRUCTION WITH OVERHAUL BASE FACILITY P.O.C.: JIM VITATOE, KCI OVERHAUL BASE (816) 210-3566.
2. SEE KEYED NOTES FOR INSTALLATION DETAILS.



**2** RU # 5 SITE PLAN  
1/4" = 1'  
SCALE: 1/4" = 1'-0"



**1** RU # 5 POWER PLAN  
1" = 60'  
SCALE: 1" = 60'



**3** ALP  
1" = 5285'



**KEYED NOTES #**

- 1 32' RAIL MAST MOUNTED TO EQUIPMENT RACK AND UPWARD ON HORIZONTAL UNISTRUT SECTIONS MOUNTED BETWEEN RIBS OF EXISTING CONCRETE WALL WITH EPOXY ANCHORS. SEE DWG. C021 & C022 FOR RAIL MAST ASSEMBLY.
- 2 POWER PANEL SP-27.
- 3 COORDINATE INTERIOR ACCESS WITH TWA OVERHAUL BASE CONTACT.
- 4 RAIL MAST H FRAME. SEE DWG. E006 & E505. MOUNT HORIZONTAL RACK SUPPORT TO EACH RIB OF EXISTING CONCRETE WALL WITH EPOXY ANCHORS AND ON ADDITIONAL VERTICAL SUPPORTS AS SHOWN ON E505.
- 5 WATER FILLED VEHICLE BARRIER TYPICAL OF 3, FIELD POSITION BEST LOCATIONS. WWW.WATERFILLEDBARRIER.COM MODEL I-350/2 OR APPROVED EQUAL.
- 6 POWER ROUTED ON INTERIOR OF FACILITY BETWEEN POWER PANEL SP-27 & RU DISCONNECT SWITCH LOCATED OUTSIDE.

CONTRACTOR IS TO PERFORM ALL WORK SHOWN ON THIS DRAWING.

REV	APPROVED DATE	DESCRIPTION	JCN	REDLINE DATE	APVD
A	09/18/2015	ESTAB AIRPORT SURFACE SURVEILLANCE CAP	1103381		SS
DEPARTMENT OF TRANSPORTATION <b>FEDERAL AVIATION ADMINISTRATION</b> ATO - TECHNICAL OPERATIONS      CENTRAL SERVICE AREA ASSC <b>REMOTE UNIT #5</b> SITE LAYOUT					
KANSAS CITY		KCI INTERNATIONAL AIRPORT		MO	
DESIGNED	ISSUED BY	DATE	JCN	1103381	
DRAWN	ENGINEERING SERVICES INFRASTRUCTURE	09/18/2015		REV	
CHECKED		DRAWING NO.			
		MCI-D-ASSC-C006			A
REVIEWED BY	SUBMITTED BY	APPROVED BY			
	STEVEN STONE	SHERYL BOWERS			

DTFACN-17-L-00047  
 Exhibit "A"  
 mci-d-ssc-c006.dgn    09/18/15 10:58:14 AM    Tom CTR Frank

8 7 6 5 4 3 2 1

ISSUED FOR CONSTRUCTION